

Luminaire

Code 2062010APP
Name RIPPLE 90 SOSPENSIONE APP

Measurem.

Code FTS2000801-A
Name RIPPLE 90 SOSPENSIONE APP

Luminaire Flux	3378 lm	Luminaire Power	50.0 W	Efficacy	67.567 lm/W	Efficiency	100.00%
Source Flux	3378 lm	Maximum value	352.71 cd/klm	Position	C=0.00 G=0.00	CG	Rotosymmetrical
Round Luminaire		Diam.	900 mm	Height	30 mm		
Round Luminous Area		Diam.	870 mm	Height	0 mm		
Horizontal Luminous Area			0.594468 m2	Emitting area on Plane 180°			0.000000 m2
Emitting area on Plane 0°			0.000000 m2	Emitting area on Plane 270°			0.000000 m2
Emitting area on Plane 90°			0.000000 m2	Glare area at 76°			0.143815 m2
Coordinate system		CG		Symmetry Type			Rotosymmetrical
Date		18-02-2022		Maximum Gamma Angle			180
Measurement Distance		0.00		Measurement Flux			3378 lm

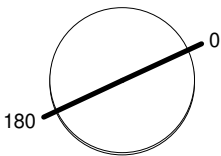
LED Flux=6679lm LED Power=42W Eff=51% EfcLed=160lm/W EfcLum=68lm/W CCT=3000K Ra=90 R9=50 SDCM=2 L70(6K)=50000h

C.I.E. 47 79 96 100 100
F UTE 1.00 E

D DIN 5040
B NBN

A30
BZ 5 / 1.25 / BZ 4

Diam=900mm



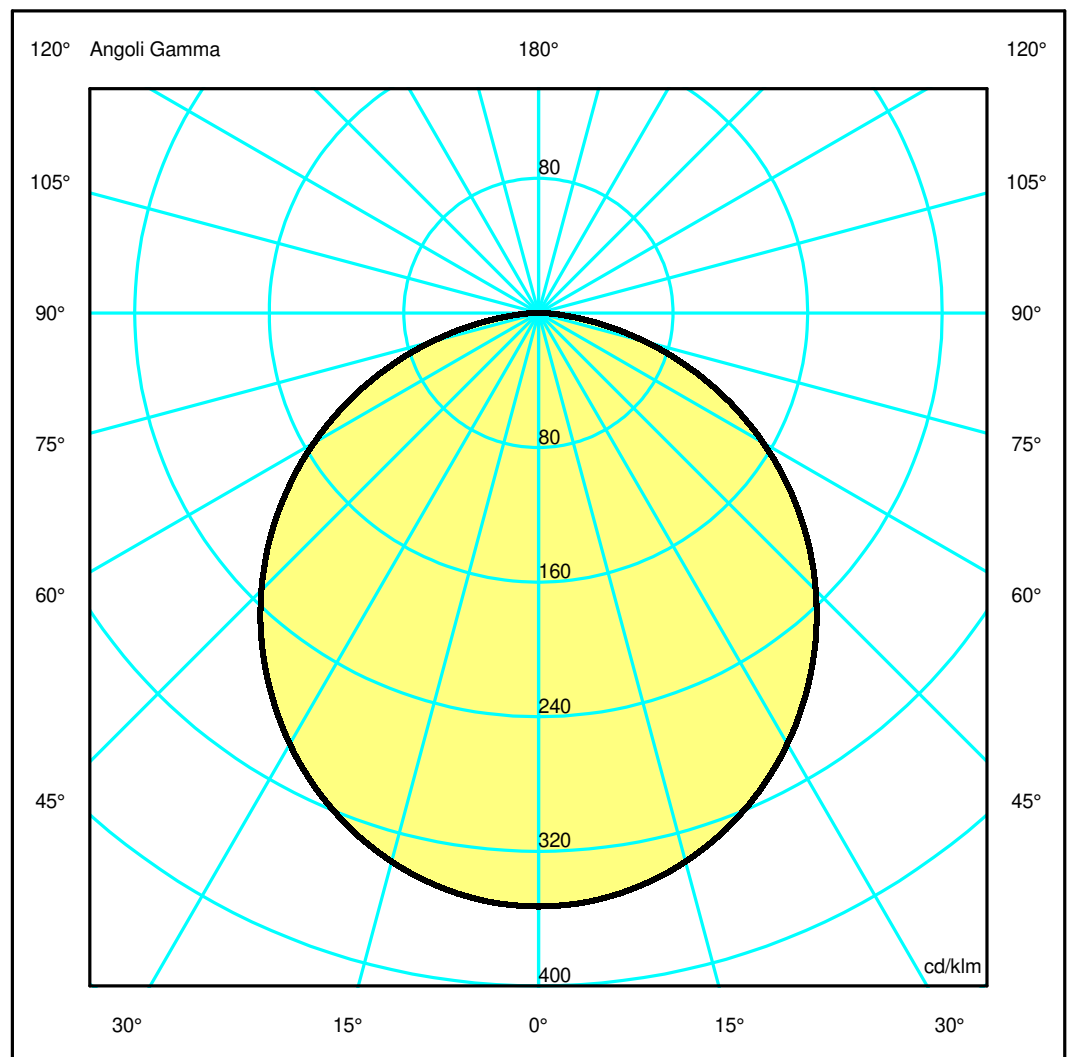
Semipiani C

180.0 ——— 0.0

ULOR 0.01 %

DLOR 99.99 %

RN 0.01 %



Luminaire

Code 2062010APP
Name RIPPLE 90 SOSPENSIONE APP

Measurment.

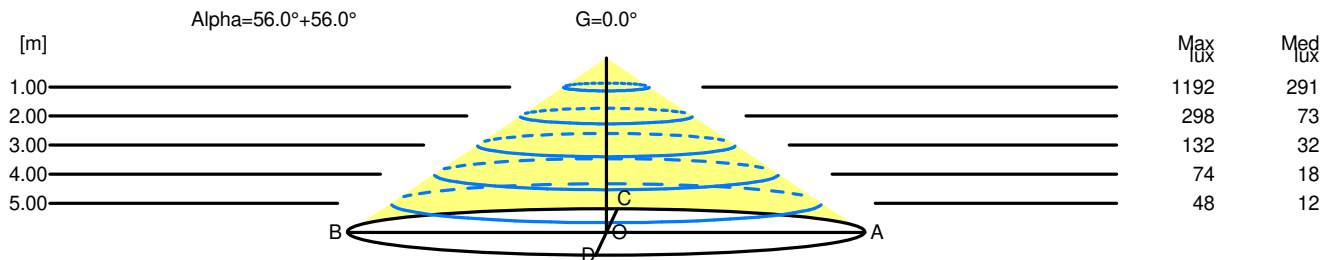
Code FTS2000801-A
Name RIPPLE 90 SOSPENSIONE APP

Luminaire Flux	3378 lm	Luminaire Power	50.0 W	Efficacy	67.567 lm/W	Efficiency	100.00%
Source Flux	3378 lm	Maximum value	352.71 cd/klm	Position	C=0.00 G=0.00	CG	Rotosymmetrical
Round Luminaire		Diam.	900 mm	Height	30 mm		
Round Luminous Area		Diam.	870 mm	Height	0 mm		
Horizontal Luminous Area	0.594468 m2			Emitting area on Plane 180°	0.000000 m2		
Emitting area on Plane 0°	0.000000 m2			Emitting area on Plane 270°	0.000000 m2		
Emitting area on Plane 90°	0.000000 m2			Glare area at 76°	0.143815 m2		
Coordinate system	CG	Symmetry Type		Maximum Gamma Angle	180		Rotosymmetrical
Date	18-02-2022	Measurement Flux			3378 lm		
Measurement Distance	0.00						
LED Flux=6679lm LED Power=42W Eff=51% EfcLed=160lm/W EfcLum=68lm/W CCT=3000K Ra=90 R9=50 SDCM=2 L70(6K)=50000h							
C.I.E.	47 79 96 100 100	D DIN 5040		A30			
F UTE	1.00 E	B NBN		BZ 5 / 1.25 / BZ 4			

Width at 50.00 % of Max Intensity

H[m]	1.00	2.00	3.00	4.00	5.00	H[m]	1.00	2.00	3.00	4.00	5.00
OA	1.48	2.97	4.45	5.94	7.42	OC	1.48	2.97	4.45	5.94	7.42
OB	1.48	2.97	4.45	5.94	7.42	OD	1.48	2.97	4.45	5.94	7.42

	Luminous Intensities [cd/klm]									
	0	5	15	25	35	45	55	65	75	85
OA	1191.59	1185.68	1140.38	1054.90	935.13	787.51	614.78	423.02	222.94	50.51
OB	1191.59	1185.68	1140.38	1054.90	935.13	787.51	614.78	423.02	222.94	50.51
OC	1191.59	1185.68	1140.38	1054.90	935.13	787.51	614.78	423.02	222.94	50.51
OD	1191.59	1185.68	1140.38	1054.90	935.13	787.51	614.78	423.02	222.94	50.51



H[m]	D[m]	Max lux	Med lux	Alpha=56.0°+56.0°	G=0.0
1.00	2.97	1192	291		
2.00	5.94	298	73		
3.00	8.90	132	32		
4.00	11.87	74	18		
5.00	14.84	48	12		