

## Luminaire

Code A0438W00  
Name TOLOMEO MICRO LED PINZA 2700K

## Measurement

Code FTS1701354  
Name TOLOMEO MICRO LED PINZA 2700K

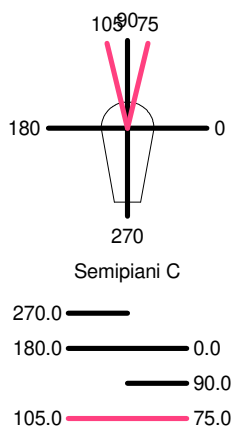
Luminaire Flux	460.54 lm	Luminaire Power	9.00 W	Efficacy	51.17 lm/W	Efficiency	100.00%
Sources Flux	460.54 lm	Maximum value	530.76 cd/klm	Position	C=75.00 G=3.00	CG	Sym. on planes 270-90
Round Luminaire		Diam.	110 mm	Height	70 mm		
Round Luminous Area		Diam.	102 mm	Height	0 mm		
Horizontal Luminous Area			0.008171 m2	Emitting area on Plane 180°			0.000000 m2
Emitting area on Plane 0°			0.000000 m2	Emitting area on Plane 270°			0.000000 m2
Emitting area on Plane 90°			0.000000 m2	Glare area at 76°			0.001977 m2
Coordinate system		CG Roads		Symmetry Type		Sym. on planes 270-90	
Date		04-07-2017		Maximum Gamma Angle		180	
Measurement Distance		0.00		Measurement Flux		460.54 lm	

LED Flux=730,9lm LED Power=7W Eff=63% EfcLed=104lm/W EfcLum=51lm/W CCT=2700K Ra=90 SDCM=2 L90(20K)=118000h

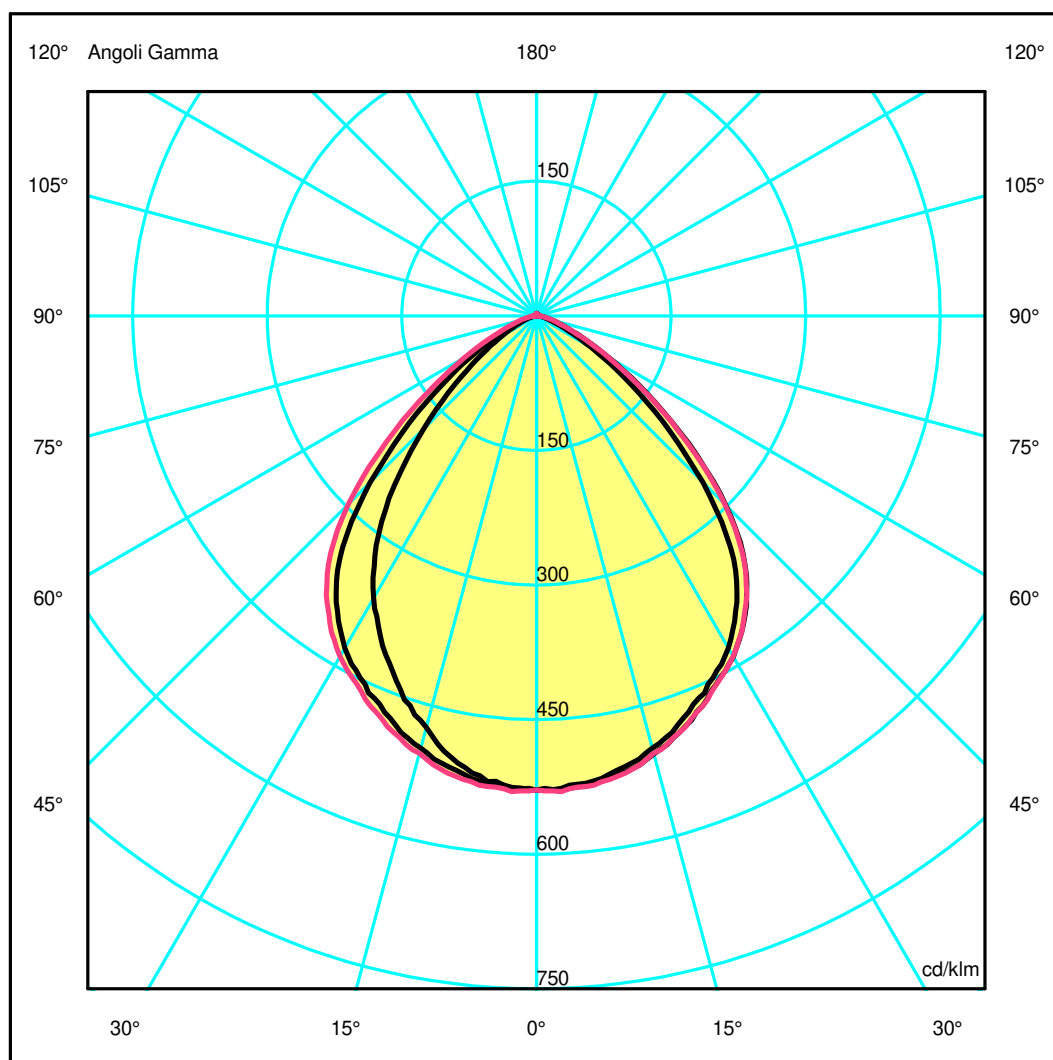
C.I.E. 67 94 99 99 100

D DIN 5040

A51



ULOR 0.72 %  
DLOR 99.28 %  
RN 0.72 %



## Luminaire

Code A0438W00  
Name TOLOMEO MICRO LED PINZA 2700K

## Measur.

Code FTS1701354  
Name TOLOMEO MICRO LED PINZA 2700K

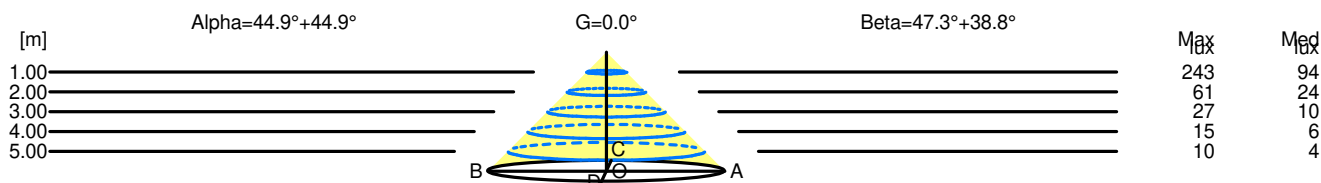
Luminaire Flux	460.54 lm	Luminaire Power	9.00 W	Efficacy	51.17 lm/W	Efficiency	100.00%
Sources Flux	460.54 lm	Maximum value	530.76 cd/klm	Position	C=75.00 G=3.00	CG Sym. on planes 270-90	
Round Luminaire		Diam.	110 mm	Height	70 mm		
Round Luminous Area		Diam.	102 mm	Height	0 mm		
Horizontal Luminous Area			0.008171 m2	Emitting area on Plane 180°		0.000000 m2	
Emitting area on Plane 0°			0.000000 m2	Emitting area on Plane 270°		0.000000 m2	
Emitting area on Plane 90°			0.000000 m2	Glare area at 76°		0.001977 m2	
Coordinate system		CG Roads		Symmetry Type		Sym. on planes 270-90	
Date		04-07-2017		Maximum Gamma Angle		180	
Measurement Distance		0.00		Measurement Flux		460.54 lm	
LED Flux=730,9lm LED Power=7W Eff=63% EfcLed=104lm/W EfcLum=51lm/W CCT=2700K Ra=90 SDCM=2 L90(20K)=118000h							
C.I.E.	67 94 99 99 100			D DIN 5040		A51	

### Width at 50.00 % of Max Intensity

H[m]	1.00	2.00	3.00	4.00	5.00	H[m]	1.00	2.00	3.00	4.00	5.00
OA	1.00	1.99	2.99	3.98	4.98	OC	1.08	2.16	3.25	4.33	5.41
OB	1.00	1.99	2.99	3.98	4.98	OD	0.80	1.61	2.41	3.21	4.01

### Luminous Intensities [ cd/klm]

	0	5	15	25	35	45	55	65	75	85
OA	243.32	241.32	229.54	208.44	179.31	120.90	54.84	17.77	5.66	1.95
OB	243.32	241.32	229.54	208.44	179.31	120.90	54.84	17.77	5.66	1.95
OC	243.32	242.65	232.62	212.27	186.74	137.37	68.74	25.35	8.70	2.94
OD	243.32	239.76	218.66	186.85	143.52	82.36	34.28	11.71	4.07	1.16



H[m]	D[m]	Max lux	Med lux	Alpha=44.9°+44.9°	G=0.0
1.00	1.99	243	94		
2.00	3.98	61	24		
3.00	5.98	27	10		
4.00	7.97	15	6		
5.00	9.96	10	4		

H[m]	D[m]	Max lux	Med lux	Beta=38.8°+47.3°	G=0.0
1.00	1.89	243	94		
2.00	3.77	61	24		
3.00	5.66	27	10		
4.00	7.54	15	6		
5.00	9.43	10	4		