

Luminaire

Code A244010
Name NUR MINI SOSPENSIONE HALO GRIGIO

Measurem.

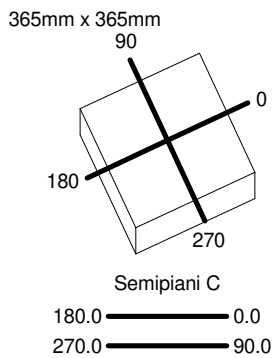
Code FTS0002566
Name NUR MINI SOSPENSIONE HALO GRIGIO

Luminaire Flux	1557 lm	Luminaire Power	160.0 W	Efficacy	9.729 lm/W	Efficiency	47.17%
Source Flux	3300 lm	Maximum value	187.80 cd/klm	Position	C=90.00 G=5.00	CG	Double Symmetrical
Rectangular Luminaire Round Luminous Area		Length Diam.	365 mm 289 mm	Width Height	365 mm 0 mm	Height	274 mm
Horizontal Luminous Area Emitting area on Plane 0° Emitting area on Plane 90°		0.065597 m2 0.000000 m2 0.000000 m2		Emitting area on Plane 180° Emitting area on Plane 270° Glare area at 76°		0.000000 m2 0.000000 m2 0.015869 m2	
Coordinate system Date Measurement Distance		CG 27-02-2007 0.00		Symmetry Type Maximum Gamma Angle Measurement Flux		Double Symmetrical 180 3300 lm	

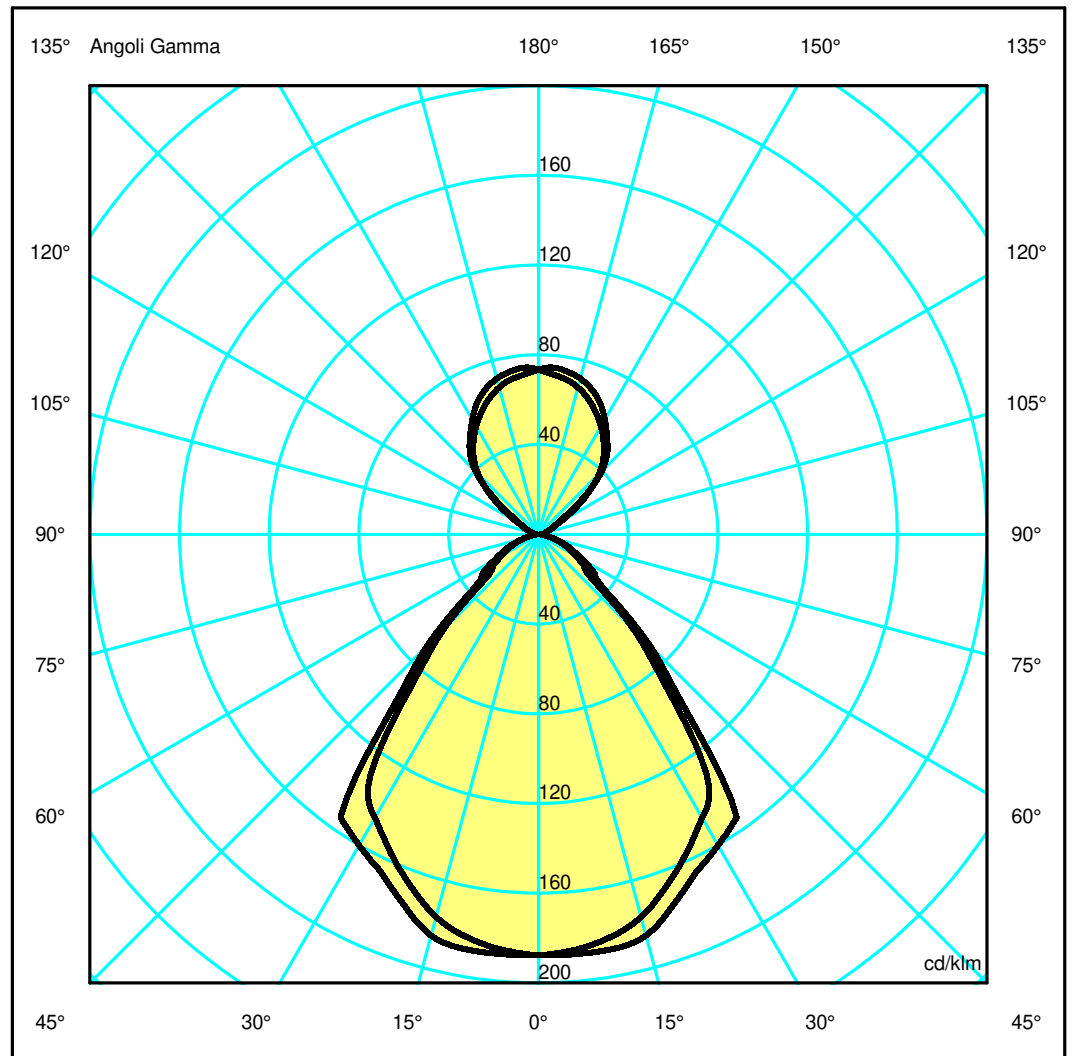
HDG (R7s)

C.I.E. 72 92 99 69 47
F UTE 0.33 B + 0.14 T

D DIN 5040 B NBN
B61 BZ 2



ULOR 14.47 %
DLOR 32.70 %
RN 30.67 %



Luminaire

Code A244010
Name NUR MINI SOSPENSIONE HALO GRIGIO

Measurement

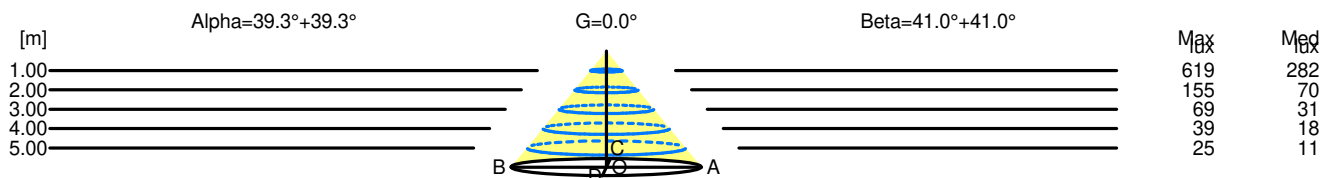
Code FTS0002566
Name NUR MINI SOSPENSIONE HALO GRIGIO

Luminaire Flux	1557 lm	Luminaire Power	160.0 W	Efficacy	9.729 lm/W	Efficiency	47.17%
Source Flux	3300 lm	Maximum value	187.80 cd/klm	Position	C=90.00 G=5.00	CG	Double Symmetrical
Rectangular Luminaire Round Luminous Area		Length Diam.	365 mm 289 mm	Width Height	365 mm 0 mm	Height	274 mm
Horizontal Luminous Area Emitting area on Plane 0° Emitting area on Plane 90°		0.065597 m2 0.000000 m2 0.000000 m2		Emitting area on Plane 180° Emitting area on Plane 270° Glare area at 76°		0.000000 m2 0.000000 m2 0.015869 m2	
Coordinate system Date Measurement Distance		CG 27-02-2007 0.00		Symmetry Type Maximum Gamma Angle Measurement Flux		Double Symmetrical 180 3300 lm	
HDG (R7s)							
C.I.E. F UTE	72 92 99 69 47 0.33 B + 0.14 T			D DIN 5040 B NBN	B61 BZ 2		

Width at 50.00 % of Max Intensity

H[m]	1.00	2.00	3.00	4.00	5.00	H[m]	1.00	2.00	3.00	4.00	5.00
OA	0.82	1.64	2.46	3.28	4.10	OC	0.87	1.74	2.61	3.48	4.34
OB	0.82	1.64	2.46	3.28	4.10	OD	0.87	1.74	2.61	3.48	4.34

	Luminous Intensities [cd/klm]									
	0	5	15	25	35	45	55	65	75	85
OA	619.40	613.37	582.81	515.86	431.00	198.27	81.51	48.13	20.96	3.90
OB	619.40	613.37	582.81	515.86	431.00	198.27	81.51	48.13	20.96	3.90
OC	619.40	619.76	610.84	548.02	508.30	231.76	100.62	55.65	22.57	4.03
OD	619.40	619.76	610.84	548.02	508.30	231.76	100.62	55.65	22.57	4.03



H[m]	D[m]	Max lux	Med lux	Alpha=39.3°+39.3°	G=0.0
1.00	1.64	619	282		
2.00	3.28	155	70		
3.00	4.92	69	31		
4.00	6.56	39	18		
5.00	8.20	25	11		

H[m]	D[m]	Max lux	Med lux	Beta=41.0°+41.0°	G=0.0
1.00	1.74	619	282		
2.00	3.48	155	70		
3.00	5.21	69	31		
4.00	6.95	39	18		
5.00	8.69	25	11		