

Luminaire

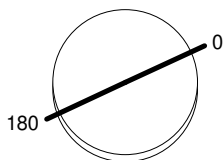
Code AB02559
 Name Tagora 80 sospensione New led ND Nero/Verde 4000K Wide flood

Measurement

Code FTS1603674.
 Name Tagora 80 sospensione New led ND Nero/Verde 4000K Wide flood

Luminaire Flux	1338 lm	Luminaire Power	12.0 W	Efficacy	111.500 lm/W	Efficiency	100.00%
Source Flux	1338 lm	Maximum value	2129.06 cd/klm	Position	C=0.00 G=0.00	CG	Rotosymmetrical
Round Luminaire		Diam.	80 mm	Height	330 mm		
Round Luminous Area		Diam.	70 mm	Height	0 mm		
Horizontal Luminous Area			0.003848 m2	Emitting area on Plane 180°			0.000000 m2
Emitting area on Plane 0°			0.000000 m2	Emitting area on Plane 270°			0.000000 m2
Emitting area on Plane 90°			0.000000 m2	Glare area at 76°			0.000931 m2
Coordinate system		CG		Symmetry Type		Rotosymmetrical	
Date		04-06-2024		Maximum Gamma Angle		180	
Measurement Distance		0.00		Measurement Flux		1338 lm	
LED Flux=1777lm LED Power=10W Eff=75% EfcLed=178lm/W EfcLum=112lm/W CCT=4000K Ra=90 R9=50 SDCM=3 L70(9k)=50000h							
C.I.E.	98 99 100 100 100			D DIN 5040	A60		
F UTE	--			B NBN	BZ 1		

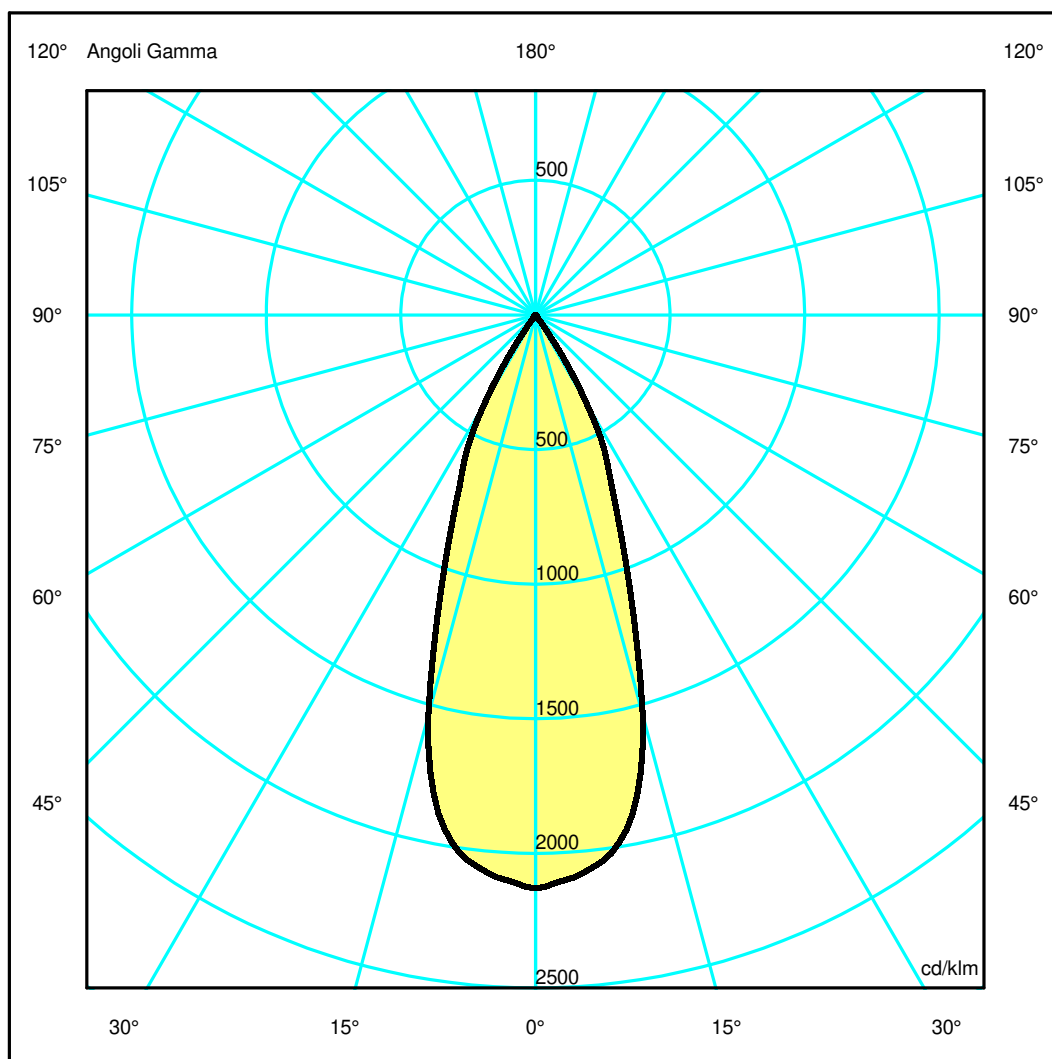
Diam=80mm



Semipiani C

180.0 ——— 0.0

ULOR 0.00 %
 DLOR 100.00 %
 RN 0.00 %



Luminaire

Code AB02559
Name Tagora 80 sospensione New led ND Nero/Verde 4000K Wide flood

Measurerm.

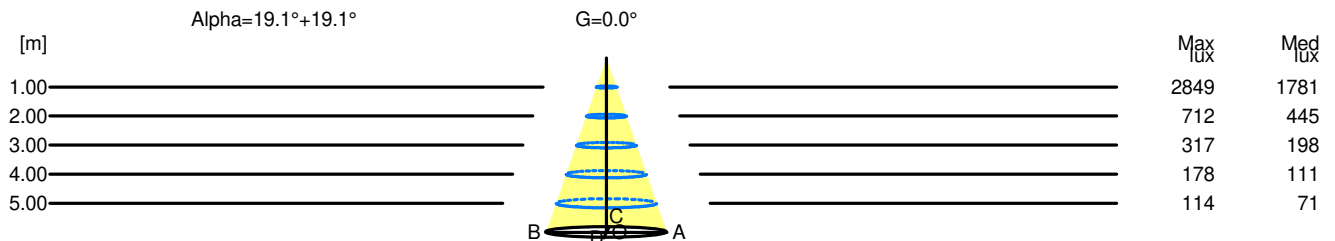
Code FTS1603674.
Name Tagora 80 sospensione New led ND Nero/Verde 4000K Wide flood

Luminaire Flux	1338 lm	Luminaire Power	12.0 W	Efficacy	111.500 lm/W	Efficiency	100.00%
Source Flux	1338 lm	Maximum value	2129.06 cd/klm	Position	C=0.00 G=0.00	CG	Rotosymmetrical
Round Luminaire		Diam.	80 mm	Height	330 mm		
Round Luminous Area		Diam.	70 mm	Height	0 mm		
Horizontal Luminous Area		0.003848 m2		Emitting area on Plane 180°		0.000000 m2	
Emitting area on Plane 0°		0.000000 m2		Emitting area on Plane 270°		0.000000 m2	
Emitting area on Plane 90°		0.000000 m2		Glare area at 76°		0.000931 m2	
Coordinate system		CG		Symmetry Type		Rotosymmetrical	
Date		04-06-2024		Maximum Gamma Angle		180	
Measurement Distance		0.00		Measurement Flux		1338 lm	
LED Flux=1777lm LED Power=10W Eff=75% EfcLed=178lm/W EfcLum=112lm/W CCT=4000K Ra=90 R9=50 SDCM=3 L70(9k)=50000h							
C.I.E.	98 99 100 100 100			D DIN 5040	A60		
F UTE	--			B NBN	BZ 1		

Width at 50.00 % of Max Intensity

H[m]	1.00	2.00	3.00	4.00	5.00	H[m]	1.00	2.00	3.00	4.00	5.00
OA	0.35	0.69	1.04	1.39	1.74	OC	0.35	0.69	1.04	1.39	1.74
OB	0.35	0.69	1.04	1.39	1.74	OD	0.35	0.69	1.04	1.39	1.74

	Luminous Intensities [cd/klm]									
	0	5	15	25	35	45	55	65	75	85
OA	2848.69	2780.84	2058.11	865.04	103.49	13.73	9.79	6.04	2.92	0.95
OB	2848.69	2780.84	2058.11	865.04	103.49	13.73	9.79	6.04	2.92	0.95
OC	2848.69	2780.84	2058.11	865.04	103.49	13.73	9.79	6.04	2.92	0.95
OD	2848.69	2780.84	2058.11	865.04	103.49	13.73	9.79	6.04	2.92	0.95



H[m]	D[m]	Max lux	Med lux	Alpha=19.1°+19.1°	G=0.0
1.00	0.69	2849	1781		
2.00	1.39	712	445		
3.00	2.08	317	198		
4.00	2.78	178	111		
5.00	3.47	114	71		