

## Luminaire

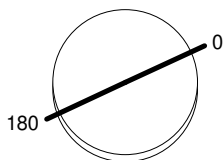
Code AB08657  
 Name Tagora 80 plafone New led Dim Nero/Arancione 4000K Very wide flood

## Measurement

Code FTS1603675.  
 Name Tagora 80 plafone New led Dim Nero/Arancione 4000K Very wide flood

Luminaire Flux	1326 lm	Luminaire Power	12.0 W	Efficacy	110.500 lm/W	Efficiency	100.00%
Source Flux	1326 lm	Maximum value	1539.43 cd/klm	Position	C=0.00 G=2.00	CG	Rotosymmetrical
Round Luminaire		Diam.	80 mm	Height	330 mm		
Round Luminous Area		Diam.	70 mm	Height	0 mm		
Horizontal Luminous Area			0.003848 m2	Emitting area on Plane 180°			0.000000 m2
Emitting area on Plane 0°			0.000000 m2	Emitting area on Plane 270°			0.000000 m2
Emitting area on Plane 90°			0.000000 m2	Glare area at 76°			0.000931 m2
Coordinate system		CG		Symmetry Type			Rotosymmetrical
Date		04-06-2024		Maximum Gamma Angle			180
Measurement Distance		0.00		Measurement Flux			1326 lm
LED Flux=1777lm LED Power=10W Eff=75% EfcLed=178lm/W EfcLum=111lm/W CCT=4000K Ra=90 R9=50 SDCM=3 L70(9k)=50000h							
C.I.E.	98 99 100 100 100			D DIN 5040	A60		
F UTE	--			B NBN	BZ 1		

Diam=80mm



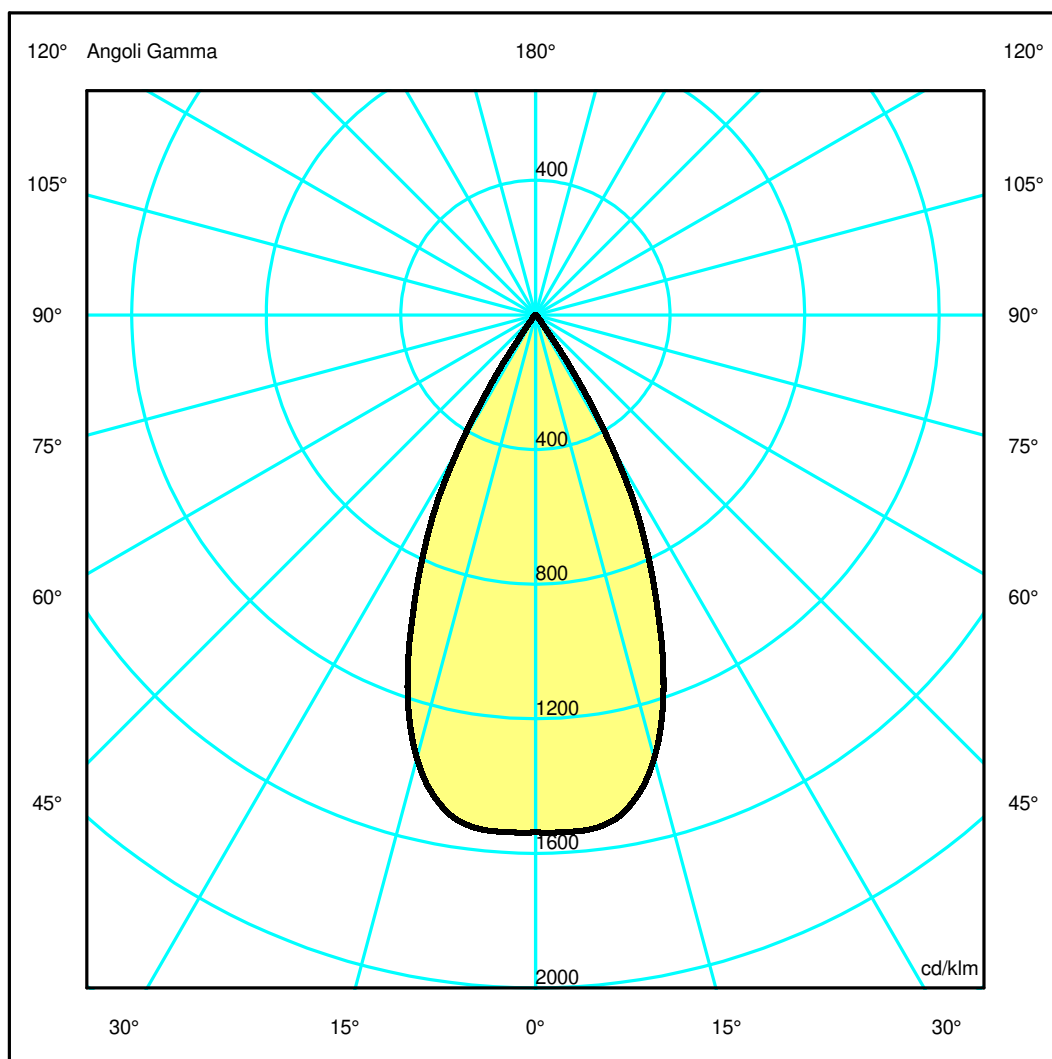
Semipiani C

180.0 ——— 0.0

ULOR 0.00 %

DLOR100.00 %

RN 0.00 %



## Luminaire

Code AB08657  
 Name Tagora 80 plafone New led Dim Nero/Arancione 4000K Very wide flood

## Measurem.

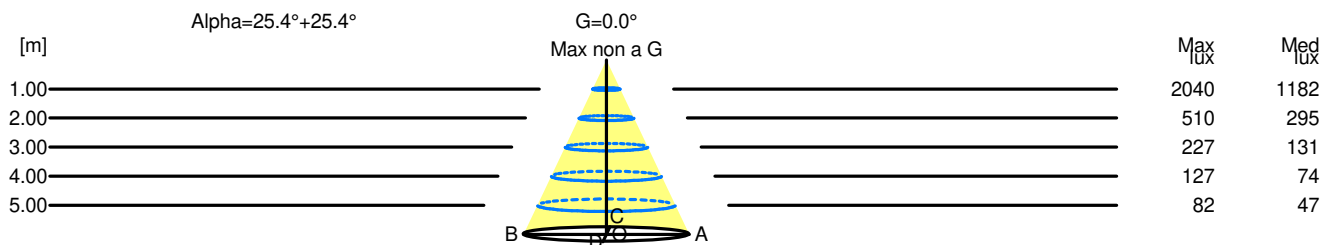
Code FTS1603675.  
 Name Tagora 80 plafone New led Dim Nero/Arancione 4000K Very wide flood

Luminaire Flux	1326 lm	Luminaire Power	12.0 W	Efficacy	110.500 lm/W	Efficiency	100.00%
Source Flux	1326 lm	Maximum value	1539.43 cd/klm	Position	C=0.00 G=2.00	CG	Rotosymmetrical
Round Luminaire		Diam.	80 mm	Height	330 mm		
Round Luminous Area		Diam.	70 mm	Height	0 mm		
Horizontal Luminous Area		0.003848 m2		Emitting area on Plane 180°		0.000000 m2	
Emitting area on Plane 0°		0.000000 m2		Emitting area on Plane 270°		0.000000 m2	
Emitting area on Plane 90°		0.000000 m2		Glare area at 76°		0.000931 m2	
Coordinate system		CG		Symmetry Type		Rotosymmetrical	
Date		04-06-2024		Maximum Gamma Angle		180	
Measurement Distance		0.00		Measurement Flux		1326 lm	
LED Flux=1777lm LED Power=10W Eff=75% EfcLed=178lm/W EfcLum=111lm/W CCT=4000K Ra=90 R9=50 SDCM=3 L70(9k)=50000h							
C.I.E.	98 99 100 100 100			D DIN 5040	A60		
F UTE	--			B NBN	BZ 1		

Width at 50.00 % of Max Intensity

H[m]	1.00	2.00	3.00	4.00	5.00	H[m]	1.00	2.00	3.00	4.00	5.00
OA	0.48	0.95	1.43	1.90	2.38	OC	0.48	0.95	1.43	1.90	2.38
OB	0.48	0.95	1.43	1.90	2.38	OD	0.48	0.95	1.43	1.90	2.38

	Luminous Intensities [ cd/klm ]									
	0	5	15	25	35	45	55	65	75	85
OA	2037.27	2040.77	1807.66	1053.44	148.42	16.49	10.21	6.12	2.97	0.98
OB	2037.27	2040.77	1807.66	1053.44	148.42	16.49	10.21	6.12	2.97	0.98
OC	2037.27	2040.77	1807.66	1053.44	148.42	16.49	10.21	6.12	2.97	0.98
OD	2037.27	2040.77	1807.66	1053.44	148.42	16.49	10.21	6.12	2.97	0.98



H[m]	D[m]	Max lux	Med lux	Alpha=25.4°+25.4°	G=0.0 Max non a G
1.00	0.95	2040	1182		
2.00	1.90	510	295		
3.00	2.85	227	131		
4.00	3.80	127	74		
5.00	4.75	82	47		