

Luminaire

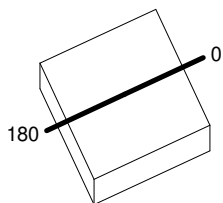
Code AF00305+AF95001
 Name SHARP RECESSED TRIM 1X 3W 930 FLOOD SILVER EXT.DRV + SCREEN 1X WHITE

Measurem.

Code FTS1603266
 Name SHARP RECESSED TRIM 1X 3W 930 FLOOD SILVER EXT.DRV + SCREEN 1X WHITE

Luminaire Flux	200.96 lm	Luminaire Power	3.00 W	Efficacy	66.99 lm/W	Efficiency	100.00%
Lamps Flux	200.96 lm	Maximum value	5541.55 cd/klm	Position	C=0.00 G=0.00	CG	Rotosymmetrical
Rectangular Luminaire		Length	40 mm	Width	40 mm	Height	55 mm
Rectangular Luminous Area		Length	37 mm	Width	37 mm	Height	0 mm
Horizontal Luminous Area		0.001369 m2		Emitting area on Plane 180°		0.000000 m2	
Emitting area on Plane 0°		0.000000 m2		Emitting area on Plane 270°		0.000000 m2	
Emitting area on Plane 90°		0.000000 m2		Glare area at 76°		0.000331 m2	
Coordinate system		CG		Symmetry Type		Rotosymmetrical	
Date		21-02-2017		Maximum Gamma Angle		180	
Measurement Distance		0.00		Measurement Flux		200.96 lm	
LED Flux=265,33lm LED Power=3W Eff=76% EfcLed=88lm/W EfcLum=67lm/W Ra=90 SDCM=2 L90(20K)=118000h							
C.I.E.	99	100	100	100	D DIN 5040	A60	
F UTE	--				B NBN	BZ 1	

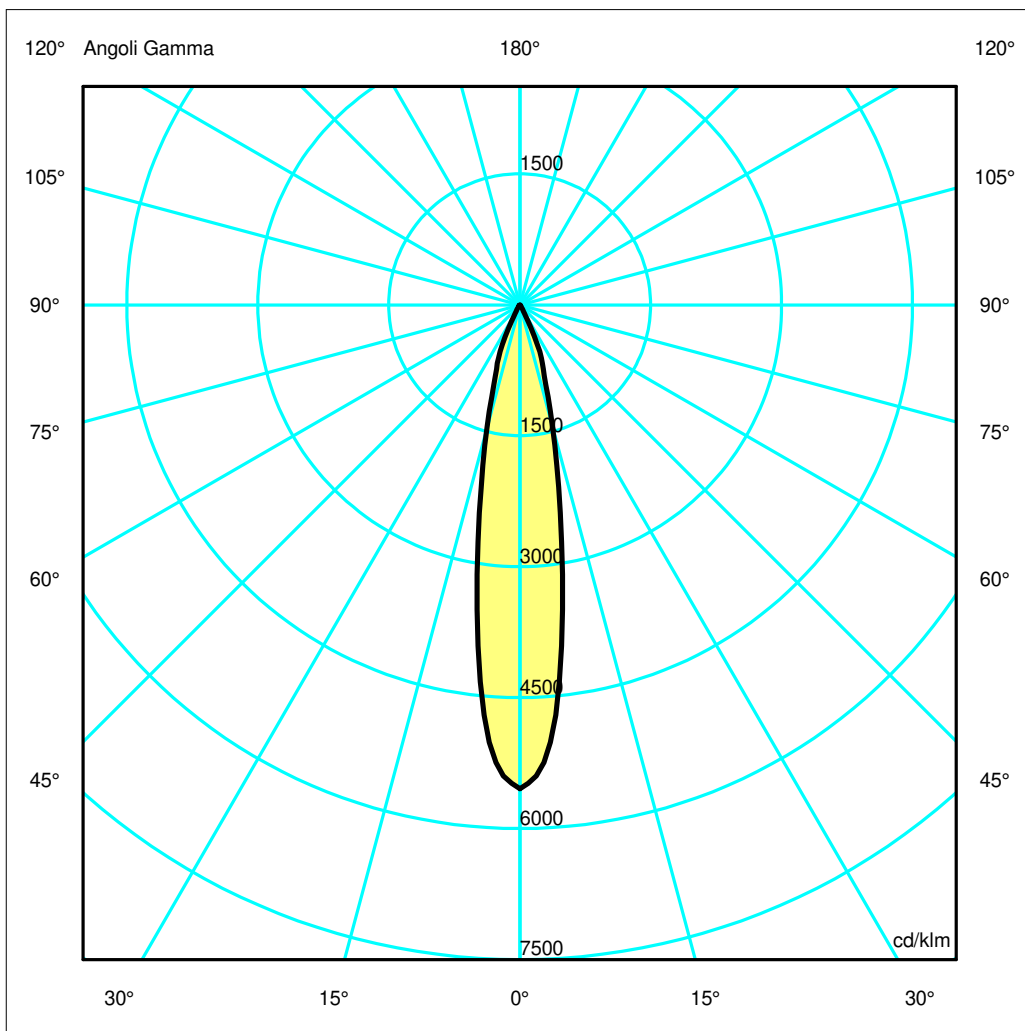
40mm x 40mm



Semipiani C

180.0 ——— 0.0

ULOR 0.00 %
 DLOR100.00 %
 RN 0.00 %



Luminaire

Code AF00305+AF95001
 Name SHARP RECESSED TRIM 1X 3W 930 FLOOD SILVER EXT.DRV + SCREEN 1X WHITE

Measurerm.

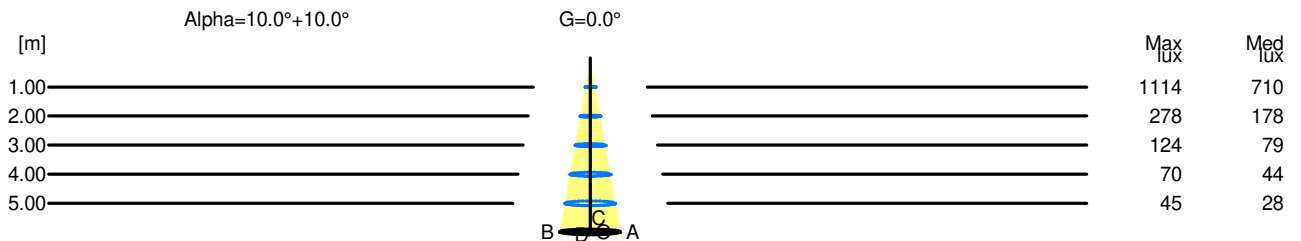
Code FTS1603266
 Name SHARP RECESSED TRIM 1X 3W 930 FLOOD SILVER EXT.DRV + SCREEN 1X WHITE

Luminaire Flux	200.96 lm	Luminaire Power	3.00 W	Efficacy	66.99 lm/W	Efficiency	100.00%
Lamps Flux	200.96 lm	Maximum value	5541.55 cd/klm	Position	C=0.00 G=0.00	CG	Rotosymmetrical
Rectangular Luminaire		Length	40 mm	Width	40 mm	Height	55 mm
Rectangular Luminous Area		Length	37 mm	Width	37 mm	Height	0 mm
Horizontal Luminous Area		0.001369 m2		Emitting area on Plane 180°		0.000000 m2	
Emitting area on Plane 0°		0.000000 m2		Emitting area on Plane 270°		0.000000 m2	
Emitting area on Plane 90°		0.000000 m2		Glare area at 76°		0.000331 m2	
Coordinate system		CG		Symmetry Type		Rotosymmetrical	
Date		21-02-2017		Maximum Gamma Angle		180	
Measurement Distance		0.00		Measurement Flux		200.96 lm	
LED Flux=265,33lm LED Power=3W Eff=76% EfcLed=88lm/W EfcLum=67lm/W Ra=90 SDCM=2 L90(20K)=118000h							
C.I.E.	99	100	100	100	100	D DIN 5040	A60
F UTE	--					B NBN	BZ 1

Width at 50.00 % of Max Intensity

H[m]	1.00	2.00	3.00	4.00	5.00	H[m]	1.00	2.00	3.00	4.00	5.00
OA	0.18	0.35	0.53	0.70	0.88	OC	0.18	0.35	0.53	0.70	0.88
OB	0.18	0.35	0.53	0.70	0.88	OD	0.18	0.35	0.53	0.70	0.88

	Luminous Intensities [cd/klm]									
	0	5	15	25	35	45	55	65	75	85
OA	1113.63	947.70	292.38	79.94	5.02	1.42	0.49	0.32	0.22	0.11
OB	1113.63	947.70	292.38	79.94	5.02	1.42	0.49	0.32	0.22	0.11
OC	1113.63	947.70	292.38	79.94	5.02	1.42	0.49	0.32	0.22	0.11
OD	1113.63	947.70	292.38	79.94	5.02	1.42	0.49	0.32	0.22	0.11



H[m]	D[m]	Max lux	Med lux	Alpha=10.0°+10.0°	G=0.0
1.00	0.35	1114	710		
2.00	0.70	278	178		
3.00	1.05	124	79		
4.00	1.41	70	44		
5.00	1.76	45	28		