

Luminaire

Code AF00405+AF95004
 Name SHARP RECESSED TRIM 1X 3W 930 WIDE FLOOD SILVER EXT.DRV + SCREEN 1X BLACK

Measurem.

Code FTS1603222
 Name SHARP RECESSED TRIM 1X 3W 930 WIDE FLOOD SILVER EXT.DRV + SCREEN 1X BLACK

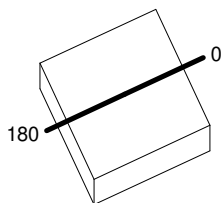
Luminaire Flux	185.74 lm	Luminaire Power	3.00 W	Efficacy	61.91 lm/W	Efficiency	100.00%
Lamps Flux	185.74 lm	Maximum value	2630.91 cd/klm	Position	C=0.00 G=0.00	CG	Rotosymmetrical
Rectangular Luminaire		Length	40 mm	Width	40 mm	Height	55 mm
Rectangular Luminous Area		Length	37 mm	Width	37 mm	Height	0 mm
Horizontal Luminous Area		0.001369 m2		Emitting area on Plane 180°		0.000000 m2	
Emitting area on Plane 0°		0.000000 m2		Emitting area on Plane 270°		0.000000 m2	
Emitting area on Plane 90°		0.000000 m2		Glare area at 76°		0.000331 m2	
Coordinate system		CG		Symmetry Type		Rotosymmetrical	
Date		16-02-2017		Maximum Gamma Angle		180	
Measurement Distance		0.00		Measurement Flux		185.74 lm	

LED Flux=265,33lm LED Power=3W Eff=70% EfcLed=88lm/W EfcLum=62lm/W Ra=90 SDCM=2 L90(20K)=118000h

C.I.E. 99 100 100 100 100
 F UTE --

D DIN 5040
 B NBN
 A60
 BZ 1

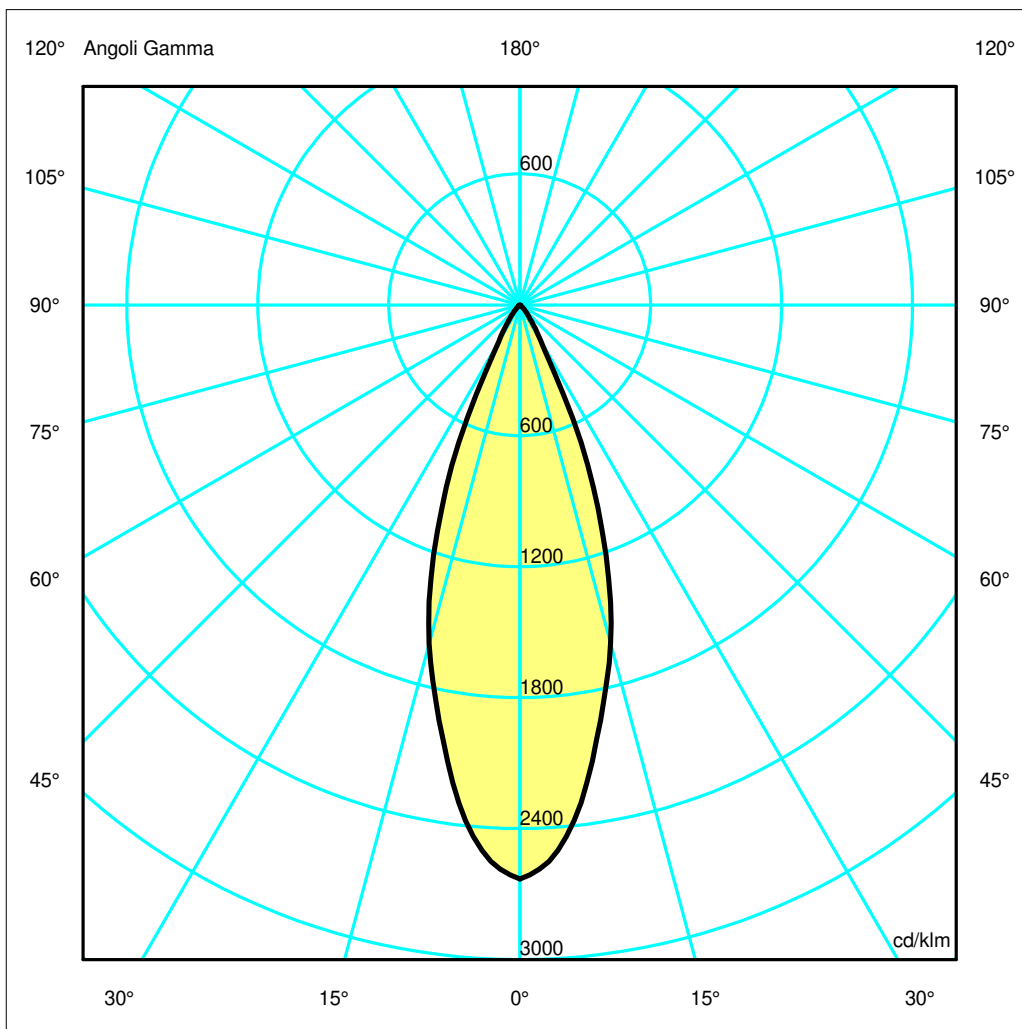
40mm x 40mm



Semipiani C

180.0 ——— 0.0

ULOR 0.00 %
 DLOR 100.00 %
 RN 0.00 %



Luminaire

Code AF00405+AF95004
 Name SHARP RECESSED TRIM 1X 3W 930 WIDE FLOOD SILVER EXT.DRV + SCREEN 1X BLACK

Measurerm.

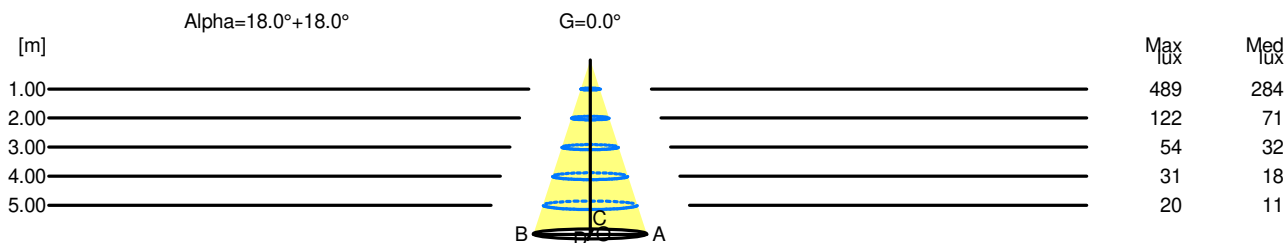
Code FTS1603222
 Name SHARP RECESSED TRIM 1X 3W 930 WIDE FLOOD SILVER EXT.DRV + SCREEN 1X BLACK

Luminaire Flux	185.74 lm	Luminaire Power	3.00 W	Efficacy	61.91 lm/W	Efficiency	100.00%
Lamps Flux	185.74 lm	Maximum value	2630.91 cd/klm	Position	C=0.00 G=0.00	CG	Rotosymmetrical
Rectangular Luminaire		Length	40 mm	Width	40 mm	Height	55 mm
Rectangular Luminous Area		Length	37 mm	Width	37 mm	Height	0 mm
Horizontal Luminous Area		0.001369 m2		Emitting area on Plane 180°		0.000000 m2	
Emitting area on Plane 0°		0.000000 m2		Emitting area on Plane 270°		0.000000 m2	
Emitting area on Plane 90°		0.000000 m2		Glare area at 76°		0.000331 m2	
Coordinate system		CG		Symmetry Type		Rotosymmetrical	
Date		16-02-2017		Maximum Gamma Angle		180	
Measurement Distance		0.00		Measurement Flux		185.74 lm	
LED Flux=265,33lm LED Power=3W Eff=70% EfcLed=88lm/W EfcLum=62lm/W Ra=90 SDCM=2 L90(20K)=118000h							
C.I.E.	99	100	100	100	100	D DIN 5040	A60
F UTE	--					B NBN	BZ 1

Width at 50.00 % of Max Intensity

H[m]	1.00	2.00	3.00	4.00	5.00	H[m]	1.00	2.00	3.00	4.00	5.00
OA	0.33	0.65	0.98	1.30	1.63	OC	0.33	0.65	0.98	1.30	1.63
OB	0.33	0.65	0.98	1.30	1.63	OD	0.33	0.65	0.98	1.30	1.63

	Luminous Intensities [cd/klm]									
	0	5	15	25	35	45	55	65	75	85
OA	488.66	453.95	298.50	106.41	18.09	3.64	0.43	0.06	0.00	0.00
OB	488.66	453.95	298.50	106.41	18.09	3.64	0.43	0.06	0.00	0.00
OC	488.66	453.95	298.50	106.41	18.09	3.64	0.43	0.06	0.00	0.00
OD	488.66	453.95	298.50	106.41	18.09	3.64	0.43	0.06	0.00	0.00



H[m]	D[m]	Max lux	Med lux	Alpha=18.0°+18.0°	G=0.0
1.00	0.65	489	284		
2.00	1.30	122	71		
3.00	1.95	54	32		
4.00	2.60	31	18		
5.00	3.25	20	11		