

Luminaire

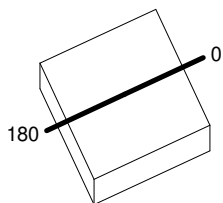
Code AF00704+AF95001
 Name SHARP RECESSED TRIM 1X 3W 940 WIDE FLOOD BLACK EXT.DRV + SCREEN 1X WHITE

Measurem.

Code FTS1901927
 Name SHARP RECESSED TRIM 1X 3W 940 WIDE FLOOD BLACK EXT.DRV + SCREEN 1X WHITE

Luminaire Flux	201.27 lm	Luminaire Power	3.00 W	Efficacy	67.09 lm/W	Efficiency	100.00%
Lamps Flux	201.27 lm	Maximum value	2570.73 cd/klm	Position	C=0.00 G=0.00	CG	Rotosymmetrical
Rectangular Luminaire		Length	40 mm	Width	40 mm	Height	55 mm
Rectangular Luminous Area		Length	37 mm	Width	37 mm	Height	0 mm
Horizontal Luminous Area		0.001369 m2		Emitting area on Plane 180°		0.000000 m2	
Emitting area on Plane 0°		0.000000 m2		Emitting area on Plane 270°		0.000000 m2	
Emitting area on Plane 90°		0.000000 m2		Glare area at 76°		0.000331 m2	
Coordinate system		CG		Symmetry Type		Rotosymmetrical	
Date		16-02-2017		Maximum Gamma Angle		180	
Measurement Distance		0.00		Measurement Flux		201.27 lm	
LED Flux=283,99lm LED Power=3W Eff=71% EfcLed=95lm/W EfcLum=67lm/W Ra=90 SDCM=2 L90(20K)=118000h							
C.I.E.	97 99 100 100 100			D DIN 5040	A60		
F UTE	--			B NBN	BZ 1		

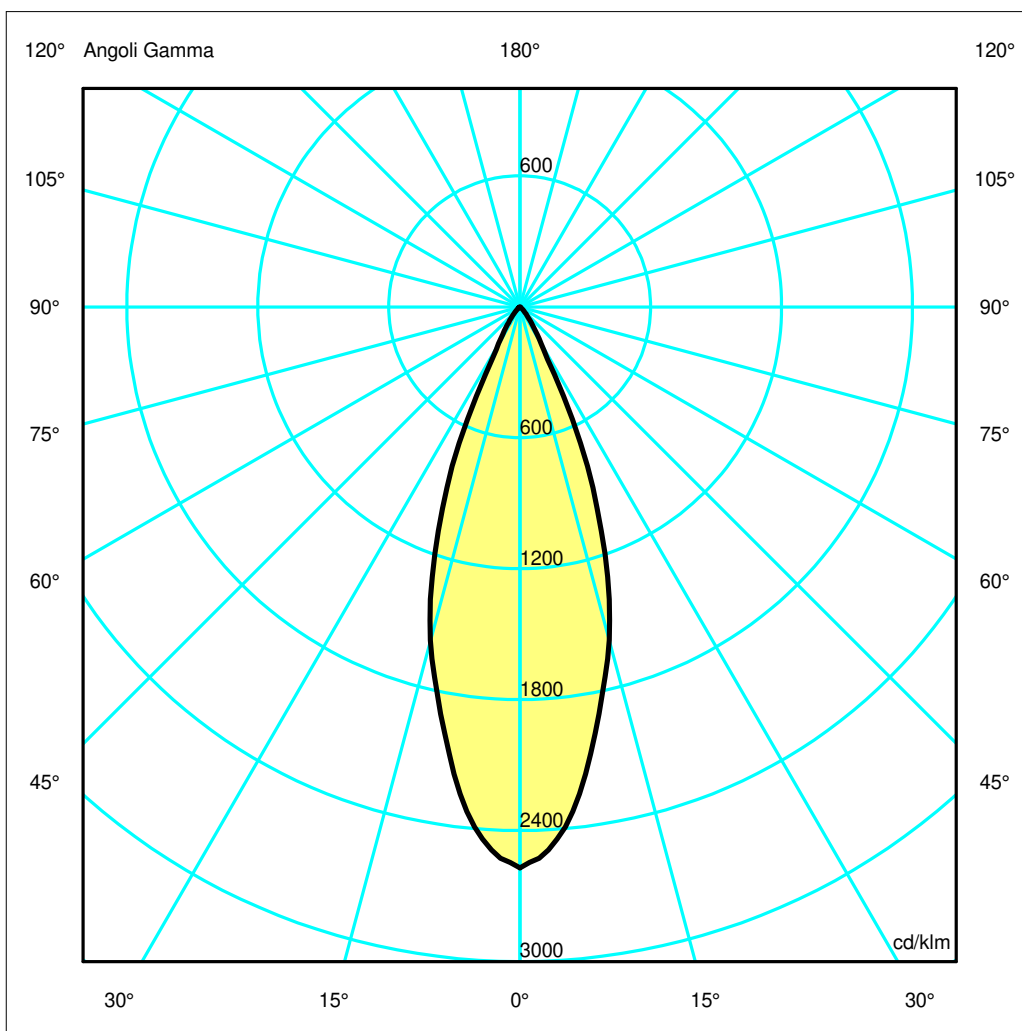
40mm x 40mm



Semipiani C

180.0 ——— 0.0

ULOR 0.00 %
 DLOR 100.00 %
 RN 0.00 %



Luminaire

Code AF00704+AF95001
 Name SHARP RECESSED TRIM 1X 3W 940 WIDE FLOOD BLACK EXT.DRV + SCREEN 1X WHITE

Measur.

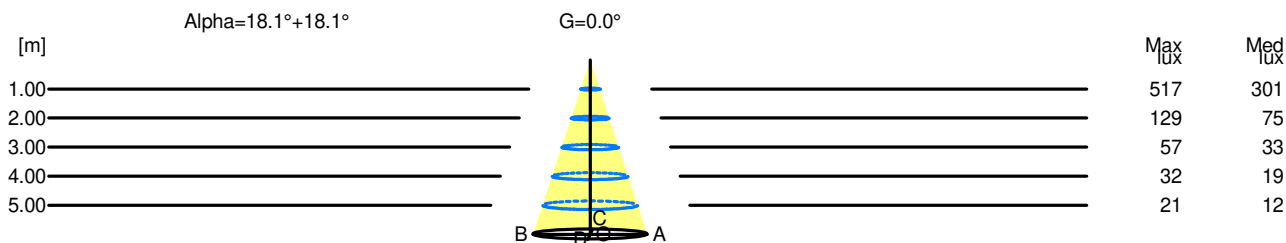
Code FTS1901927
 Name SHARP RECESSED TRIM 1X 3W 940 WIDE FLOOD BLACK EXT.DRV + SCREEN 1X WHITE

Luminaire Flux	201.27 lm	Luminaire Power	3.00 W	Efficacy	67.09 lm/W	Efficiency	100.00%
Lamps Flux	201.27 lm	Maximum value	2570.73 cd/klm	Position	C=0.00 G=0.00	CG	Rotosymmetrical
Rectangular Luminaire		Length	40 mm	Width	40 mm	Height	55 mm
Rectangular Luminous Area		Length	37 mm	Width	37 mm	Height	0 mm
Horizontal Luminous Area		0.001369 m2		Emitting area on Plane 180°		0.000000 m2	
Emitting area on Plane 0°		0.000000 m2		Emitting area on Plane 270°		0.000000 m2	
Emitting area on Plane 90°		0.000000 m2		Glare area at 76°		0.000331 m2	
Coordinate system		CG		Symmetry Type		Rotosymmetrical	
Date		16-02-2017		Maximum Gamma Angle		180	
Measurement Distance		0.00		Measurement Flux		201.27 lm	
LED Flux=283,99lm LED Power=3W Eff=71% EfcLed=95lm/W EfcLum=67lm/W Ra=90 SDCM=2 L90(20K)=118000h							
C.I.E.	97 99 100 100 100			D DIN 5040	A60		
F UTE	--			B NBN	BZ 1		

Width at 50.00 % of Max Intensity

H[m]	1.00	2.00	3.00	4.00	5.00	H[m]	1.00	2.00	3.00	4.00	5.00
OA	0.33	0.66	0.98	1.31	1.64	OC	0.33	0.66	0.98	1.31	1.64
OB	0.33	0.66	0.98	1.31	1.64	OD	0.33	0.66	0.98	1.31	1.64

	Luminous Intensities [cd/klm]									
	0	5	15	25	35	45	55	65	75	85
OA	517.41	481.29	318.34	114.49	20.20	4.77	1.24	0.67	0.43	0.17
OB	517.41	481.29	318.34	114.49	20.20	4.77	1.24	0.67	0.43	0.17
OC	517.41	481.29	318.34	114.49	20.20	4.77	1.24	0.67	0.43	0.17
OD	517.41	481.29	318.34	114.49	20.20	4.77	1.24	0.67	0.43	0.17



H[m]	D[m]	Max lux	Med lux	Alpha=18.1°+18.1°	G=0.0
1.00	0.66	517	301		
2.00	1.31	129	75		
3.00	1.97	57	33		
4.00	2.62	32	19		
5.00	3.28	21	12		