

Luminaire

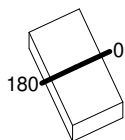
Code AF05304+AF95101
 Name SHARP RECESSED TRIM 2X 6W 930 FLOOD BLACK EXT.DRV + SCREEN 2X WHITE

Measurem.

Code FTS1901937
 Name SHARP RECESSED TRIM 2X 6W 930 FLOOD BLACK EXT.DRV + SCREEN 2X WHITE

Luminaire Flux	401.92 lm	Luminaire Power	5.50 W	Efficacy	73.08 lm/W	Efficiency	100.00%
Lamps Flux	401.92 lm	Maximum value	5541.55 cd/klm	Position	C=0.00 G=0.00	CG	Rotosymmetrical
Rectangular Luminaire		Length	74 mm	Width	40 mm	Height	55 mm
Rectangular Luminous Area		Length	72 mm	Width	37 mm	Height	0 mm
Horizontal Luminous Area		0.002664 m2		Emitting area on Plane 180°		0.000000 m2	
Emitting area on Plane 0°		0.000000 m2		Emitting area on Plane 270°		0.000000 m2	
Emitting area on Plane 90°		0.000000 m2		Glare area at 76°		0.000644 m2	
Coordinate system		CG		Symmetry Type		Rotosymmetrical	
Date		21-02-2017		Maximum Gamma Angle		180	
Measurement Distance		0.00		Measurement Flux		401.92 lm	
LED Flux=530.66lm LED Power=5.5W Eff=76% EfcLed=96lm/W EfcLum=73lm/W CCT=3000K Ra=90 SDCM=2 L90(20K)=118000h							
C.I.E.	99	100	100	100	D DIN 5040	A60	
F UTE	--				B NBN	BZ 1	

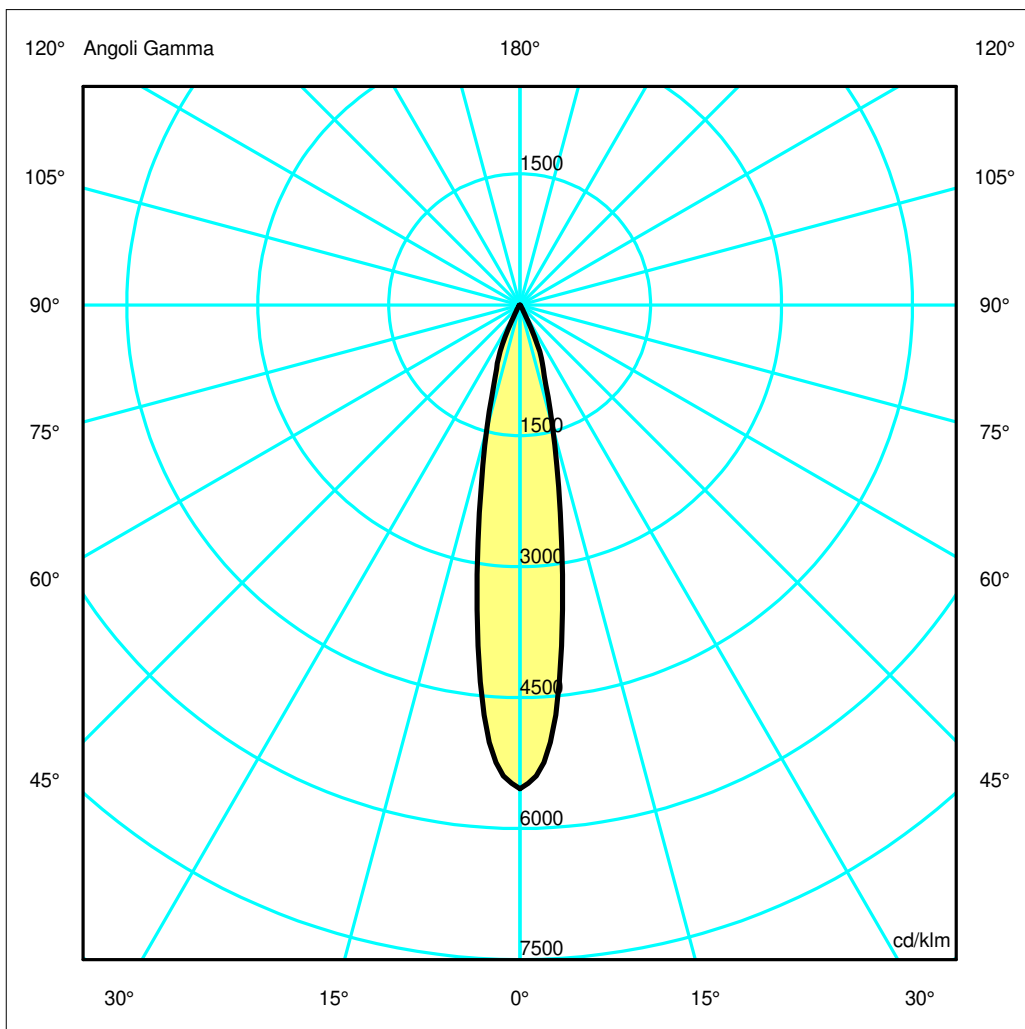
74mm x 40mm



Semipiani C

180.0 ——— 0.0

ULOR 0.00 %
 DLOR 100.00 %
 RN 0.00 %



Luminaire

Code AF05304+AF95101
 Name SHARP RECESSED TRIM 2X 6W 930 FLOOD BLACK EXT.DRV + SCREEN 2X WHITE

Measurerm.

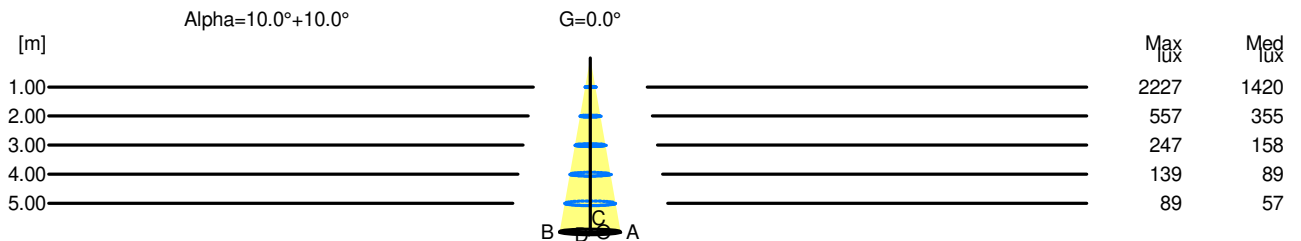
Code FTS1901937
 Name SHARP RECESSED TRIM 2X 6W 930 FLOOD BLACK EXT.DRV + SCREEN 2X WHITE

Luminaire Flux	401.92 lm	Luminaire Power	5.50 W	Efficacy	73.08 lm/W	Efficiency	100.00%
Lamps Flux	401.92 lm	Maximum value	5541.55 cd/klm	Position	C=0.00 G=0.00	CG	Rotosymmetrical
Rectangular Luminaire		Length	74 mm	Width	40 mm	Height	55 mm
Rectangular Luminous Area		Length	72 mm	Width	37 mm	Height	0 mm
Horizontal Luminous Area		0.002664 m2		Emitting area on Plane 180°		0.000000 m2	
Emitting area on Plane 0°		0.000000 m2		Emitting area on Plane 270°		0.000000 m2	
Emitting area on Plane 90°		0.000000 m2		Glare area at 76°		0.000644 m2	
Coordinate system		CG		Symmetry Type		Rotosymmetrical	
Date		21-02-2017		Maximum Gamma Angle		180	
Measurement Distance		0.00		Measurement Flux		401.92 lm	
LED Flux=530.66lm LED Power=5.5W Eff=76% EfcLed=96lm/W EfcLum=73lm/W CCT=3000K Ra=90 SDCM=2 L90(20K)=118000h							
C.I.E.	99	100	100	100	100	D DIN 5040	A60
F UTE	--					B NBN	BZ 1

Width at 50.00 % of Max Intensity

H[m]	1.00	2.00	3.00	4.00	5.00	H[m]	1.00	2.00	3.00	4.00	5.00
OA	0.18	0.35	0.53	0.70	0.88	OC	0.18	0.35	0.53	0.70	0.88
OB	0.18	0.35	0.53	0.70	0.88	OD	0.18	0.35	0.53	0.70	0.88

	Luminous Intensities [cd/klm]									
	0	5	15	25	35	45	55	65	75	85
OA	2227.26	1895.41	584.76	159.88	10.03	2.83	0.98	0.63	0.45	0.21
OB	2227.26	1895.41	584.76	159.88	10.03	2.83	0.98	0.63	0.45	0.21
OC	2227.26	1895.41	584.76	159.88	10.03	2.83	0.98	0.63	0.45	0.21
OD	2227.26	1895.41	584.76	159.88	10.03	2.83	0.98	0.63	0.45	0.21



H[m]	D[m]	Max lux	Med lux	Alpha=10.0°+10.0°	G=0.0
1.00	0.35	2227	1420		
2.00	0.70	557	355		
3.00	1.05	247	158		
4.00	1.41	139	89		
5.00	1.76	89	57		