

Luminaire

Code AF05604+AF95101
 Name SHARP RECESSED TRIM 2X 6W 940 FLOOD BLACK EXT.DRV + SCREEN 2X WHITE

Measurem.

Code FTS1901943
 Name SHARP RECESSED TRIM 2X 6W 940 FLOOD BLACK EXT.DRV + SCREEN 2X WHITE

Luminaire Flux	430.19 lm	Luminaire Power	5.50 W	Efficacy	78.22 lm/W	Efficiency	100.00%
Lamps Flux	430.19 lm	Maximum value	5541.55 cd/klm	Position	C=0.00 G=0.00	CG	Rotosymmetrical
Rectangular Luminaire		Length	74 mm	Width	40 mm	Height	55 mm
Rectangular Luminous Area		Length	72 mm	Width	37 mm	Height	0 mm
Horizontal Luminous Area		0.002664 m2		Emitting area on Plane 180°		0.000000 m2	
Emitting area on Plane 0°		0.000000 m2		Emitting area on Plane 270°		0.000000 m2	
Emitting area on Plane 90°		0.000000 m2		Glare area at 76°		0.000644 m2	
Coordinate system		CG		Symmetry Type		Rotosymmetrical	
Date		21-02-2017		Maximum Gamma Angle		180	
Measurement Distance		0.00		Measurement Flux		430.19 lm	

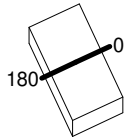
LED Flux=567.99lm LED Power=5.5W Eff=76% EfcLed=103lm/W EfcLum=78lm/W CCT=4000K Ra=90 SDCM=2 L90(20K)=118000h

C.I.E. 99 100 100 100 100
 F UTE --

D DIN 5040
 B NBN

A60
 BZ 1

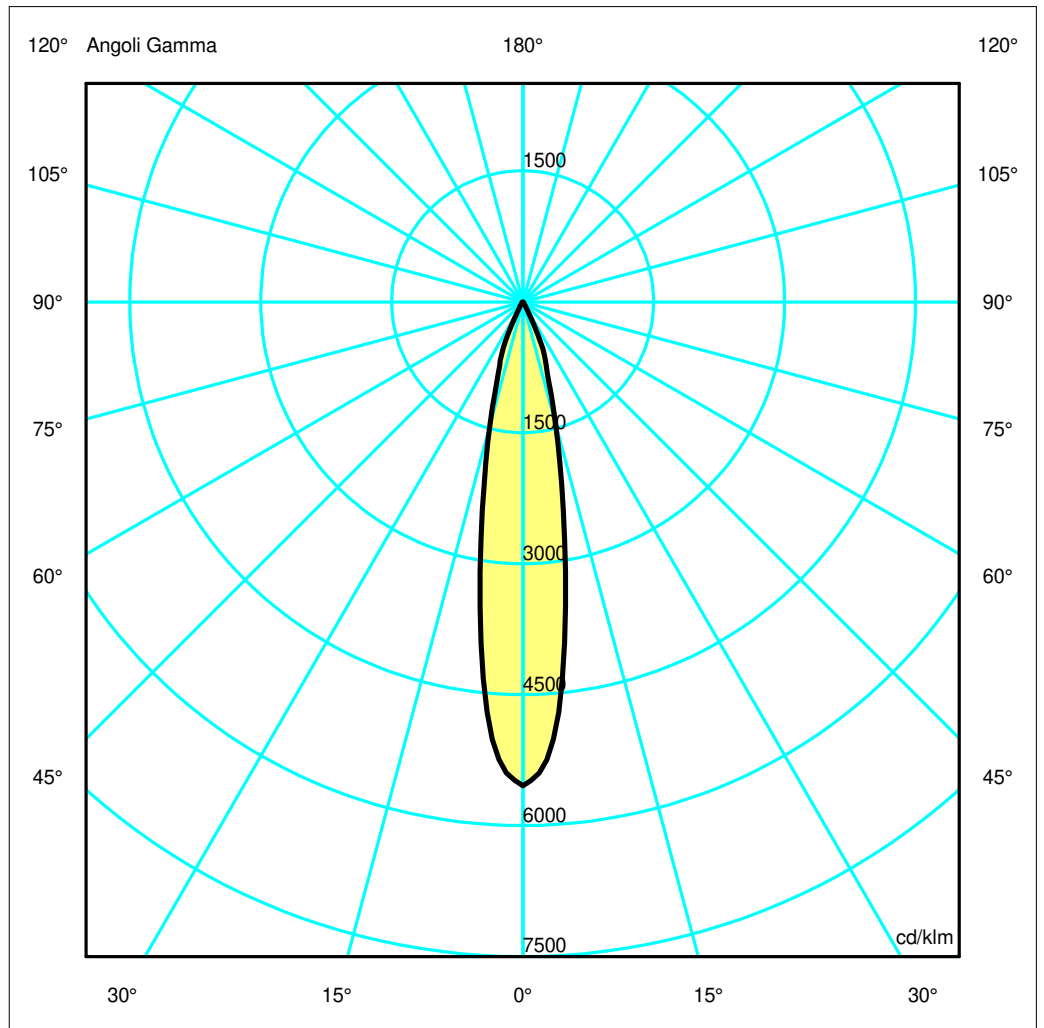
74mm x 40mm



Semipiani C

180.0 ——— 0.0

ULOR 0.00 %
 DLOR 100.00 %
 RN 0.00 %



Luminaire

Code AF05604+AF95101
Name SHARP RECESSED TRIM 2X 6W 940 FLOOD BLACK EXT.DRV + SCREEN 2X WHITE

Measurerm.

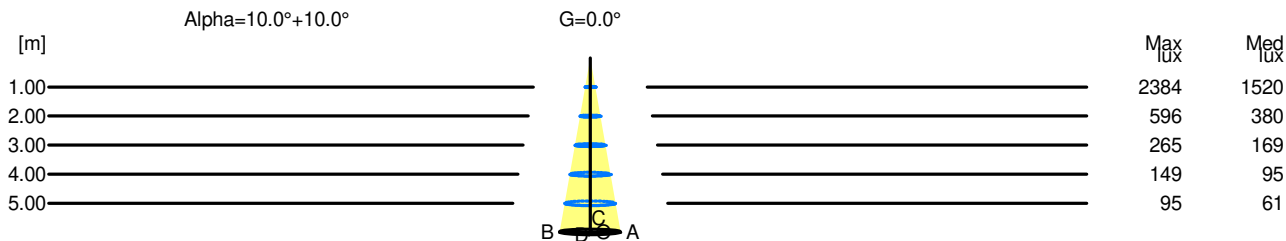
Code FTS1901943
Name SHARP RECESSED TRIM 2X 6W 940 FLOOD BLACK EXT.DRV + SCREEN 2X WHITE

Luminaire Flux	430.19 lm	Luminaire Power	5.50 W	Efficacy	78.22 lm/W	Efficiency	100.00%
Lamps Flux	430.19 lm	Maximum value	5541.55 cd/klm	Position	C=0.00 G=0.00	CG	Rotosymmetrical
Rectangular Luminaire		Length	74 mm	Width	40 mm	Height	55 mm
Rectangular Luminous Area		Length	72 mm	Width	37 mm	Height	0 mm
Horizontal Luminous Area		0.002664 m2		Emitting area on Plane 180°		0.000000 m2	
Emitting area on Plane 0°		0.000000 m2		Emitting area on Plane 270°		0.000000 m2	
Emitting area on Plane 90°		0.000000 m2		Glare area at 76°		0.000644 m2	
Coordinate system		CG		Symmetry Type		Rotosymmetrical	
Date		21-02-2017		Maximum Gamma Angle		180	
Measurement Distance		0.00		Measurement Flux		430.19 lm	
LED Flux=567.99lm LED Power=5.5W Eff=76% EfcLed=103lm/W EfcLum=78lm/W CCT=4000K Ra=90 SDCM=2 L90(20K)=118000h							
C.I.E.	99	100	100	100	100	D DIN 5040	A60
F UTE	--					B NBN	BZ 1

Width at 50.00 % of Max Intensity

H[m]	1.00	2.00	3.00	4.00	5.00	H[m]	1.00	2.00	3.00	4.00	5.00
OA	0.18	0.35	0.53	0.70	0.88	OC	0.18	0.35	0.53	0.70	0.88
OB	0.18	0.35	0.53	0.70	0.88	OD	0.18	0.35	0.53	0.70	0.88

	Luminous Intensities [cd/klm]									
	0	5	15	25	35	45	55	65	75	85
OA	2383.92	2028.73	625.89	171.13	10.74	3.03	1.05	0.67	0.48	0.23
OB	2383.92	2028.73	625.89	171.13	10.74	3.03	1.05	0.67	0.48	0.23
OC	2383.92	2028.73	625.89	171.13	10.74	3.03	1.05	0.67	0.48	0.23
OD	2383.92	2028.73	625.89	171.13	10.74	3.03	1.05	0.67	0.48	0.23



H[m]	D[m]	Max lux	Med lux	Alpha=10.0°+10.0°	G=0.0
1.00	0.35	2384	1520		
2.00	0.70	596	380		
3.00	1.05	265	169		
4.00	1.41	149	95		
5.00	1.76	95	61		