

Luminaire

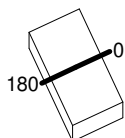
Code AF05801+AF95101
 Name SHARP RECESSED TRIM 2X 6W 940 VERY WIDE FLOOD WHITE EXT.DRV + SCREEN 2X WHITE

Measurem.

Code FTS1603190
 Name SHARP RECESSED TRIM 2X 6W 940 VERY WIDE FLOOD WHITE EXT.DRV + SCREEN 2X WHITE

Luminaire Flux	416.84 lm	Luminaire Power	5.50 W	Efficacy	75.79 lm/W	Efficiency	100.00%
Lamps Flux	416.84 lm	Maximum value	1406.35 cd/klm	Position	C=0.00 G=1.00	CG	Rotosymmetrical
Rectangular Luminaire		Length	74 mm	Width	40 mm	Height	55 mm
Rectangular Luminous Area		Length	72 mm	Width	37 mm	Height	0 mm
Horizontal Luminous Area	0.002664 m2			Emitting area on Plane 180°	0.000000 m2		
Emitting area on Plane 0°	0.000000 m2			Emitting area on Plane 270°	0.000000 m2		
Emitting area on Plane 90°	0.000000 m2			Glare area at 76°	0.000644 m2		
Coordinate system	CG			Symmetry Type	Rotosymmetrical		
Date	17-07-2017			Maximum Gamma Angle	180		
Measurement Distance	0.00			Measurement Flux	416.84 lm		
LED Flux=567.99lm LED Power=5.5W Eff=73% EfcLed=103lm/W EfcLum=76lm/W CCT=4000K Ra=90 SDCM=2 L90(20K)=118000h							
C.I.E.	97 99 100 100 100			D DIN 5040	A60		
F UTE	--			B NBN	BZ 1		

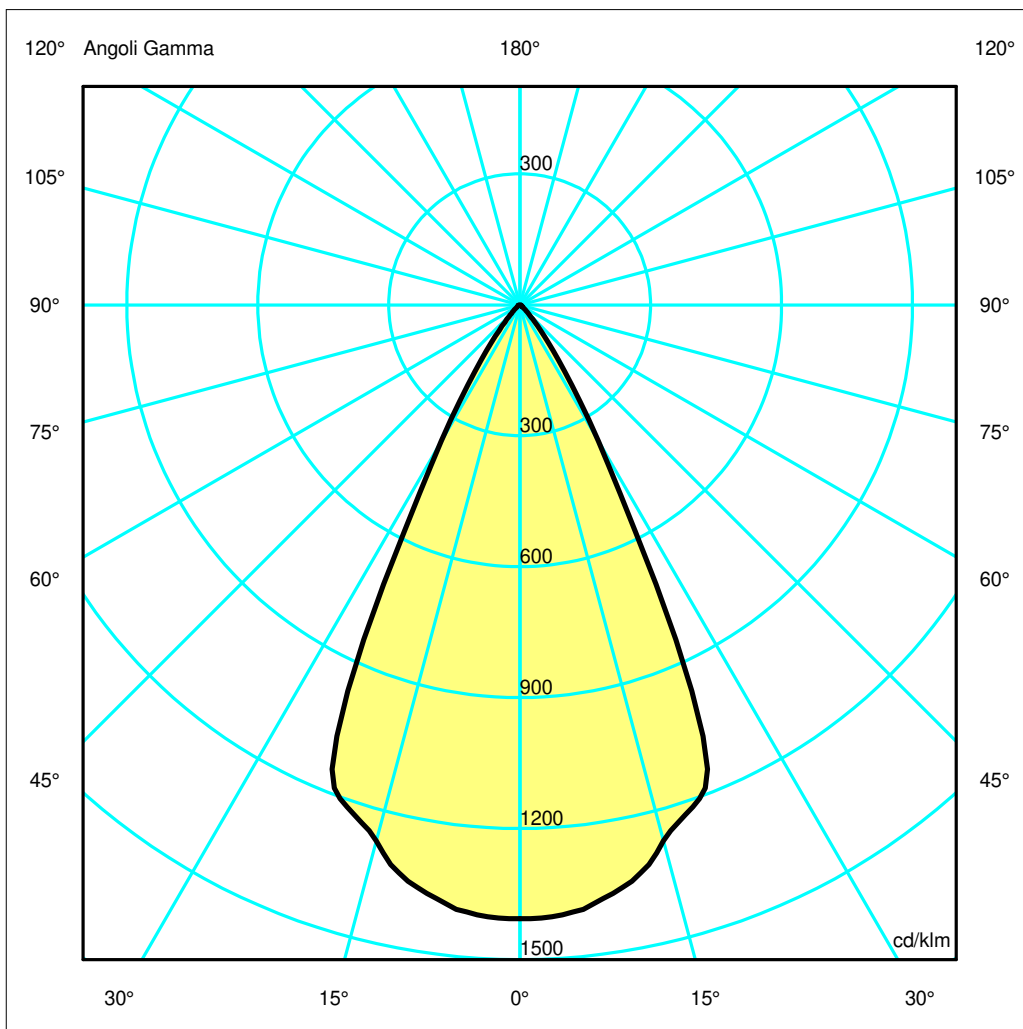
74mm x 40mm



Semipiani C

180.0 ——— 0.0

ULOR 0.00 %
 DLOR 100.00 %
 RN 0.00 %



Luminaire

Code AF05801+AF95101
 Name SHARP RECESSED TRIM 2X 6W 940 VERY WIDE FLOOD WHITE EXT.DRV + SCREEN 2X WHITE

Measurement

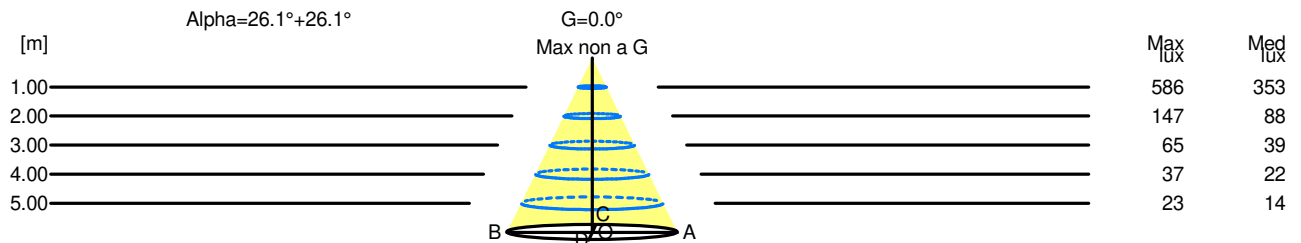
Code FTS1603190
 Name SHARP RECESSED TRIM 2X 6W 940 VERY WIDE FLOOD WHITE EXT.DRV + SCREEN 2X WHITE

Luminaire Flux	416.84 lm	Luminaire Power	5.50 W	Efficacy	75.79 lm/W	Efficiency	100.00%
Lamps Flux	416.84 lm	Maximum value	1406.35 cd/klm	Position	C=0.00 G=1.00	CG	Rotosymmetrical
Rectangular Luminaire		Length	74 mm	Width	40 mm	Height	55 mm
Rectangular Luminous Area		Length	72 mm	Width	37 mm	Height	0 mm
Horizontal Luminous Area		0.002664 m2		Emitting area on Plane 180°		0.000000 m2	
Emitting area on Plane 0°		0.000000 m2		Emitting area on Plane 270°		0.000000 m2	
Emitting area on Plane 90°		0.000000 m2		Glare area at 76°		0.000644 m2	
Coordinate system		CG		Symmetry Type		Rotosymmetrical	
Date		17-07-2017		Maximum Gamma Angle		180	
Measurement Distance		0.00		Measurement Flux		416.84 lm	
LED Flux=567.99lm LED Power=5.5W Eff=73% EfcLed=103lm/W EfcLum=76lm/W CCT=4000K Ra=90 SDCM=2 L90(20K)=118000h							
C.I.E.	97 99 100 100 100			D DIN 5040		A60	
F UTE	--			B NBN		BZ 1	

Width at 50.00 % of Max Intensity

H[m]	1.00	2.00	3.00	4.00	5.00	H[m]	1.00	2.00	3.00	4.00	5.00
OA	0.49	0.98	1.47	1.96	2.45	OC	0.49	0.98	1.47	1.96	2.45
OB	0.49	0.98	1.47	1.96	2.45	OD	0.49	0.98	1.47	1.96	2.45

	Luminous Intensities [cd/klm]									
	0	5	15	25	35	45	55	65	75	85
OA	586.22	582.04	529.81	352.70	64.63	11.23	2.63	1.68	1.10	0.41
OB	586.22	582.04	529.81	352.70	64.63	11.23	2.63	1.68	1.10	0.41
OC	586.22	582.04	529.81	352.70	64.63	11.23	2.63	1.68	1.10	0.41
OD	586.22	582.04	529.81	352.70	64.63	11.23	2.63	1.68	1.10	0.41



H[m]	D[m]	Max lux	Med lux	Alpha=26.1°+26.1°	G=0.0 Max non a G
1.00	0.98	586	353		
2.00	1.96	147	88		
3.00	2.94	65	39		
4.00	3.91	37	22		
5.00	4.89	23	14		