

## Luminaire

Code AF10005+AF95201  
 Name SHARP RECESSED TRIM 4X 12W 927 FLOOD SILVER EXT.DRV + SCREEN 4X WHITE

## Measurement

Code FTS163191-A  
 Name SHARP RECESSED TRIM 4X 12W 927 FLOOD SILVER EXT.DRV + SCREEN 4X WHITE

Luminaire Flux	803 lm	Luminaire Power	11.0 W	Efficacy	73.014 lm/W	Efficiency	100.00%
Source Flux	803 lm	Maximum value	5541.55 cd/klm	Position	C=0.00 G=0.00	CG	Rotosymmetrical
Rectangular Luminaire		Length	150 mm	Width	40 mm	Height	55 mm
Rectangular Luminous Area		Length	148 mm	Width	37 mm	Height	0 mm
Horizontal Luminous Area		0.005476 m <sup>2</sup>		Emitting area on Plane 180°		0.000000 m <sup>2</sup>	
Emitting area on Plane 0°		0.000000 m <sup>2</sup>		Emitting area on Plane 270°		0.000000 m <sup>2</sup>	
Emitting area on Plane 90°		0.000000 m <sup>2</sup>		Glare area at 76°		0.001325 m <sup>2</sup>	
Coordinate system		CG		Symmetry Type		Rotosymmetrical	
Date		11-11-2021		Maximum Gamma Angle		180	
Measurement Distance		0.00		Measurement Flux		803 lm	

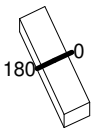
LED Flux=1060lm LED Power=11W Eff=76% EfcLed=96lm/W EfcLum=73lm/W CCT=2700K Ra=90 R9=50 SDCM=3 L70(6K)=272160h

C.I.E. 99 100 100 100 100  
 F UTE --

D DIN 5040  
 B NBN

A60  
 BZ 1

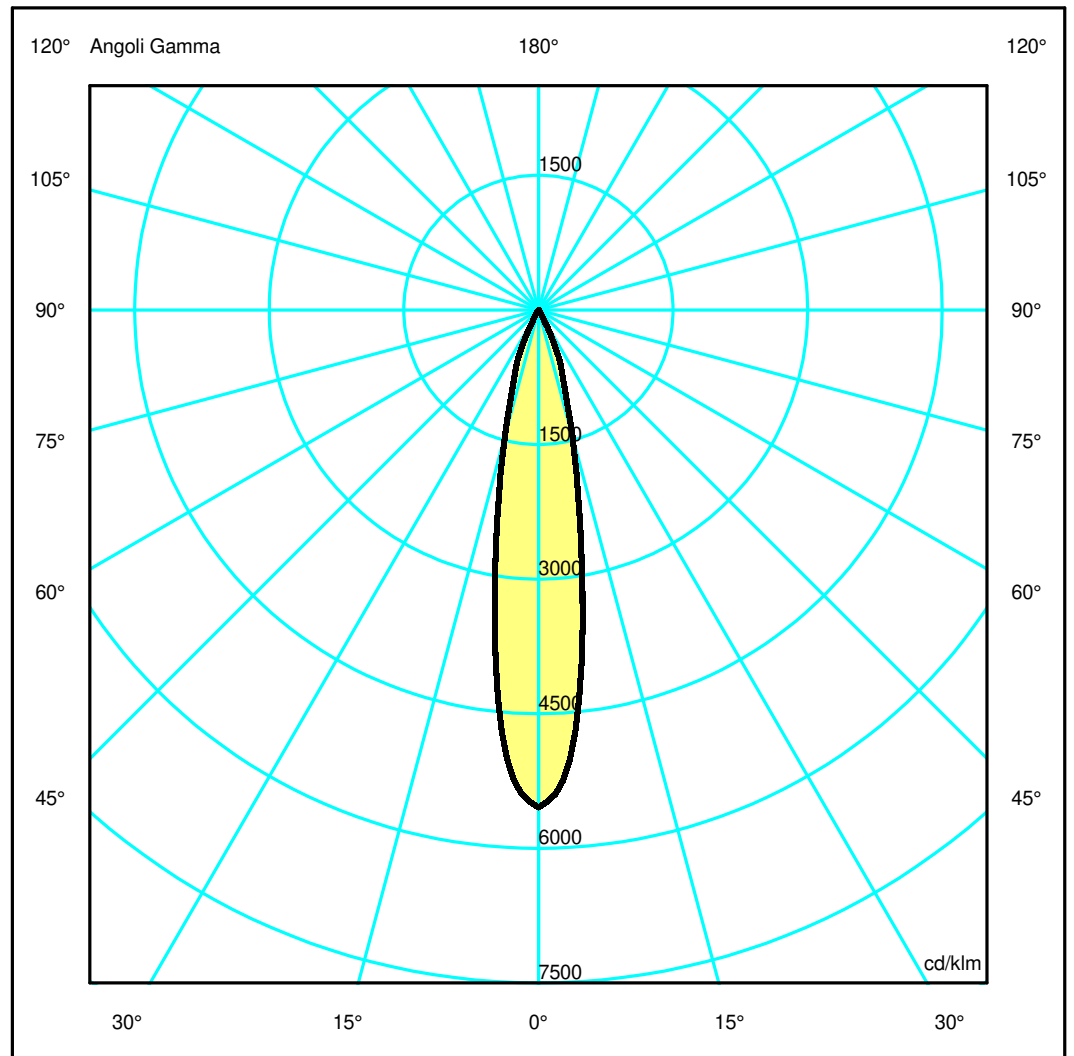
150mm x 40mm



Semipiani C

180.0 ——— 0.0

ULOR 0.00 %  
 DLOR 100.00 %  
 RN 0.00 %



## Luminaire

Code AF10005+AF95201  
 Name SHARP RECESSED TRIM 4X 12W 927 FLOOD SILVER EXT.DRV + SCREEN 4X WHITE

## Measurem.

Code FTS163191-A  
 Name SHARP RECESSED TRIM 4X 12W 927 FLOOD SILVER EXT.DRV + SCREEN 4X WHITE

Luminaire Flux	803 lm	Luminaire Power	11.0 W	Efficacy	73.014 lm/W	Efficiency	100.00%
Source Flux	803 lm	Maximum value	5541.55 cd/klm	Position	C=0.00 G=0.00	CG	Rotosymmetrical
Rectangular Luminaire		Length	150 mm	Width	40 mm	Height	55 mm
Rectangular Luminous Area		Length	148 mm	Width	37 mm	Height	0 mm
Horizontal Luminous Area		0.005476 m2		Emitting area on Plane 180°		0.000000 m2	
Emitting area on Plane 0°		0.000000 m2		Emitting area on Plane 270°		0.000000 m2	
Emitting area on Plane 90°		0.000000 m2		Glare area at 76°		0.001325 m2	
Coordinate system		CG		Symmetry Type		Rotosymmetrical	
Date		11-11-2021		Maximum Gamma Angle		180	
Measurement Distance		0.00		Measurement Flux		803 lm	

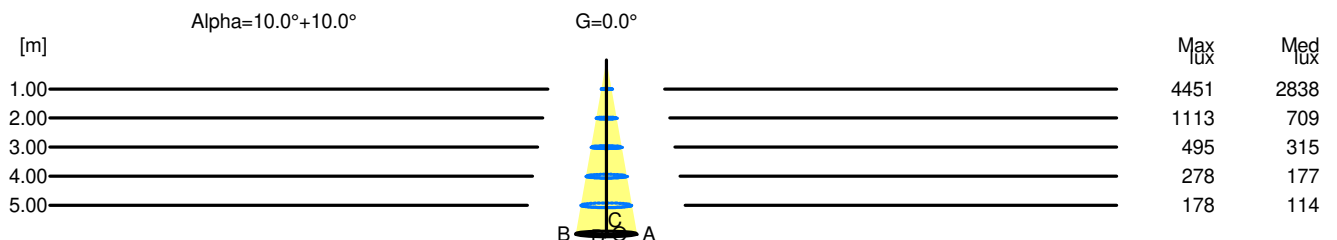
LED Flux=1060lm LED Power=11W Eff=76% EfcLed=96lm/W EfcLum=73lm/W CCT=2700K Ra=90 R9=50 SDCM=3 L70(6K)=272160h

C.I.E.	99	100	100	100	100	D DIN 5040	A60
F UTE	--					B NBN	BZ 1

### Width at 50.00 % of Max Intensity

H[m]	1.00	2.00	3.00	4.00	5.00	H[m]	1.00	2.00	3.00	4.00	5.00
OA	0.18	0.35	0.53	0.70	0.88	OC	0.18	0.35	0.53	0.70	0.88
OB	0.18	0.35	0.53	0.70	0.88	OD	0.18	0.35	0.53	0.70	0.88

	Luminous Intensities [ cd/klm ]									
	0	5	15	25	35	45	55	65	75	85
OA	4450.70	3787.56	1168.51	319.49	20.05	5.66	1.97	1.26	0.89	0.42
OB	4450.70	3787.56	1168.51	319.49	20.05	5.66	1.97	1.26	0.89	0.42
OC	4450.70	3787.56	1168.51	319.49	20.05	5.66	1.97	1.26	0.89	0.42
OD	4450.70	3787.56	1168.51	319.49	20.05	5.66	1.97	1.26	0.89	0.42



H[m]	D[m]	Max lux	Med lux	Alpha=10.0°+10.0°	G=0.0
1.00	0.35	4451	2838		
2.00	0.70	1113	709		
3.00	1.05	495	315		
4.00	1.41	278	177		
5.00	1.76	178	114		