

Luminaire

Code AF10205+AF95201
 Name SHARP RECESSED TRIM 4X 12W 927 VERY WIDE FLOOD SILVER EXT.DRV + SCREEN 4X WHITE

Measurement

Code FTS1603193-B
 Name SHARP RECESSED TRIM 4X 12W 927 VERY WIDE FLOOD SILVER EXT.DRV + SCREEN 4X WHITE

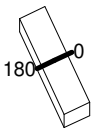
Luminaire Flux	778 lm	Luminaire Power	11.0 W	Efficacy	70.748 lm/W	Efficiency	100.00%
Source Flux	778 lm	Maximum value	1406.35 cd/klm	Position	C=0.00 G=1.00	CG	Rotosymmetrical
Rectangular Luminaire		Length	150 mm	Width	40 mm	Height	55 mm
Rectangular Luminous Area		Length	148 mm	Width	37 mm	Height	0 mm
Horizontal Luminous Area		0.005476 m ²		Emitting area on Plane 180°		0.000000 m ²	
Emitting area on Plane 0°		0.000000 m ²		Emitting area on Plane 270°		0.000000 m ²	
Emitting area on Plane 90°		0.000000 m ²		Glare area at 76°		0.001325 m ²	
Coordinate system		CG		Symmetry Type		Rotosymmetrical	
Date		11-11-2021		Maximum Gamma Angle		180	
Measurement Distance		0.00		Measurement Flux		778 lm	

LED Flux=1060lm LED Power=11W Eff=73% EfcLed=96lm/W EfcLum=71lm/W CCT=2700K Ra=90 R9=50 SDCM=3 L70(6K)=272160h

C.I.E. 97 99 100 100 100
 F UTE --

D DIN 5040
 B NBN
 A60
 BZ 1

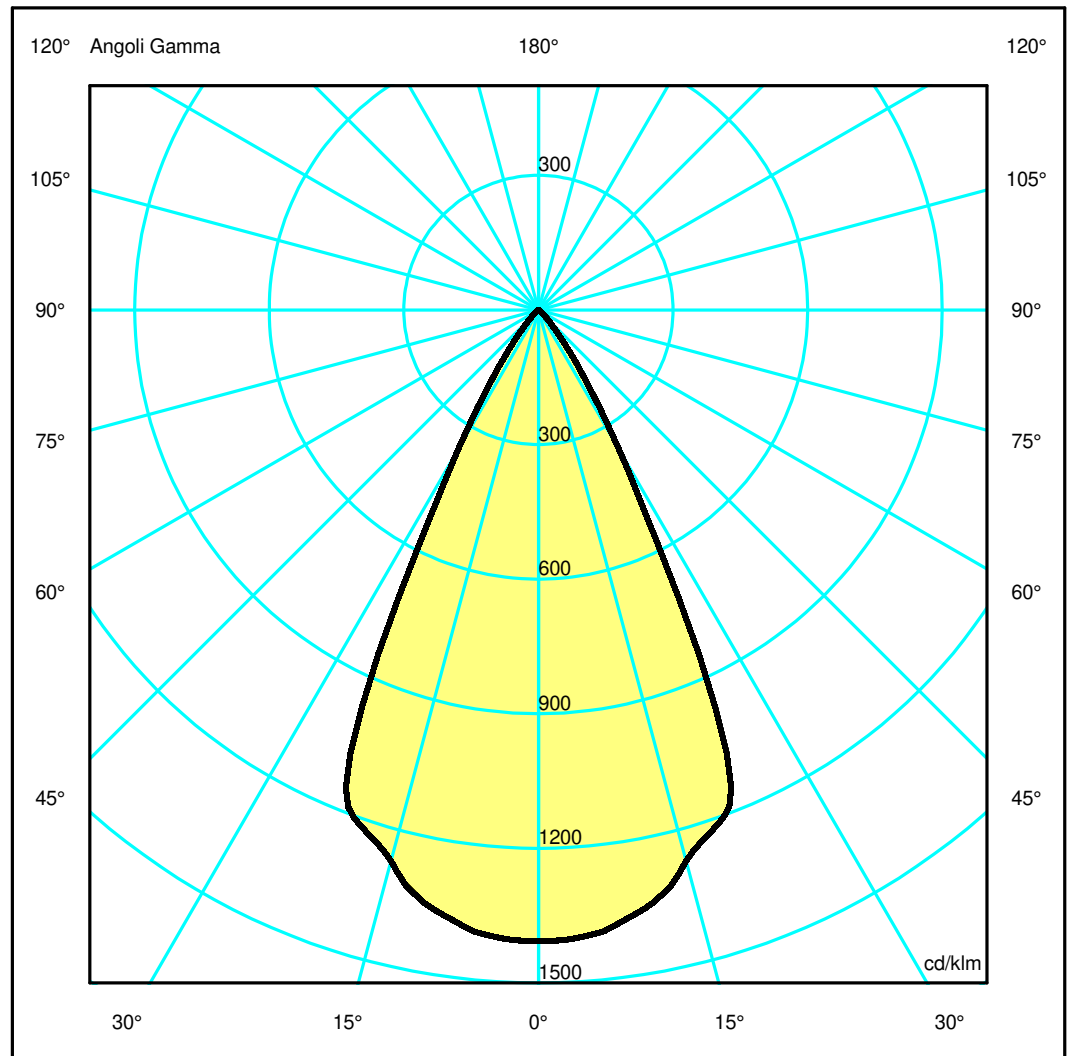
150mm x 40mm



Semipiani C

180.0 ——— 0.0

ULOR 0.00 %
 DLOR 100.00 %
 RN 0.00 %



Luminaire

Code AF10205+AF95201
 Name SHARP RECESSED TRIM 4X 12W 927 VERY WIDE FLOOD SILVER EXT.DRV + SCREEN 4X WHITE

Measurement

Code FTS1603193-B
 Name SHARP RECESSED TRIM 4X 12W 927 VERY WIDE FLOOD SILVER EXT.DRV + SCREEN 4X WHITE

Luminaire Flux	778 lm	Luminaire Power	11.0 W	Efficacy	70.748 lm/W	Efficiency	100.00%
Source Flux	778 lm	Maximum value	1406.35 cd/klm	Position	C=0.00 G=1.00	CG	Rotosymmetrical
Rectangular Luminaire		Length	150 mm	Width	40 mm	Height	55 mm
Rectangular Luminous Area		Length	148 mm	Width	37 mm	Height	0 mm
Horizontal Luminous Area		0.005476 m ²		Emitting area on Plane 180°		0.000000 m ²	
Emitting area on Plane 0°		0.000000 m ²		Emitting area on Plane 270°		0.000000 m ²	
Emitting area on Plane 90°		0.000000 m ²		Glare area at 76°		0.001325 m ²	
Coordinate system		CG		Symmetry Type		Rotosymmetrical	
Date		11-11-2021		Maximum Gamma Angle		180	
Measurement Distance		0.00		Measurement Flux		778 lm	

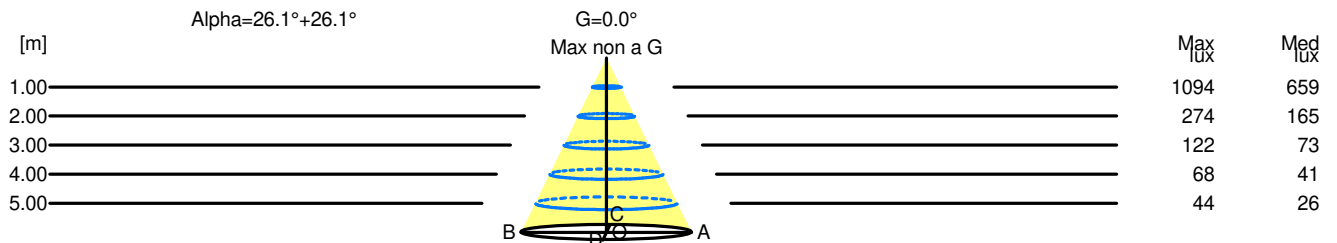
LED Flux=1060lm LED Power=11W Eff=73% EfcLed=96lm/W EfcLum=71lm/W CCT=2700K Ra=90 R9=50 SDCM=3 L70(6K)=272160h

C.I.E.	97 99 100 100 100	D DIN 5040	A60
F UTE	--	B NBN	BZ 1

Width at 50.00 % of Max Intensity

H[m]	1.00	2.00	3.00	4.00	5.00	H[m]	1.00	2.00	3.00	4.00	5.00
OA	0.49	0.98	1.47	1.96	2.45	OC	0.49	0.98	1.47	1.96	2.45
OB	0.49	0.98	1.47	1.96	2.45	OD	0.49	0.98	1.47	1.96	2.45

	Luminous Intensities [cd/klm]									
	0	5	15	25	35	45	55	65	75	85
OA	1094.46	1086.65	989.14	658.48	120.66	20.97	4.91	3.14	2.06	0.77
OB	1094.46	1086.65	989.14	658.48	120.66	20.97	4.91	3.14	2.06	0.77
OC	1094.46	1086.65	989.14	658.48	120.66	20.97	4.91	3.14	2.06	0.77
OD	1094.46	1086.65	989.14	658.48	120.66	20.97	4.91	3.14	2.06	0.77



H[m]	D[m]	Max lux	Med lux	Alpha=26.1°+26.1°	G=0.0 Max non a G
1.00	0.98	1094	659		
2.00	1.96	274	165		
3.00	2.94	122	73		
4.00	3.91	68	41		
5.00	4.89	44	26		