

Luminaire

Code AF10505+AF95204

Name SHARP RECESSED TRIM 4X 12W 930 VERY WIDE FLOOD SILVER EXT.DRV + SCREEN 4X BLACK

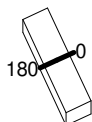
Measurem.

Code FTS1603241

Name SHARP RECESSED TRIM 4X 12W 930 VERY WIDE FLOOD SILVER EXT.DRV + SCREEN 4X BLACK

Luminaire Flux	760.33 lm	Luminaire Power	11.00 W	Efficacy	69.12 lm/W	Efficiency	100.00%
Lamps Flux	760.33 lm	Maximum value	1430.97 cd/klm	Position	C=0.00 G=0.00	CG	Rotosymmetrical
Rectangular Luminaire		Length	150 mm	Width	40 mm	Height	55 mm
Rectangular Luminous Area		Length	148 mm	Width	37 mm	Height	0 mm
Horizontal Luminous Area		0.005476 m2		Emitting area on Plane 180°		0.000000 m2	
Emitting area on Plane 0°		0.000000 m2		Emitting area on Plane 270°		0.000000 m2	
Emitting area on Plane 90°		0.000000 m2		Glare area at 76°		0.001325 m2	
Coordinate system		CG		Symmetry Type		Rotosymmetrical	
Date		17-07-2017		Maximum Gamma Angle		180	
Measurement Distance		0.00		Measurement Flux		760.33 lm	
LED Flux=1061,32lm LED Power=11W Eff=72% EfcLed=96lm/W EfcLum=69lm/W Ra=90 SDCM=2 L90(20K)=118000h							
C.I.E.	99	100	100	100	D DIN 5040	A60	
F UTE	--				B NBN	BZ 1	

150mm x 40mm



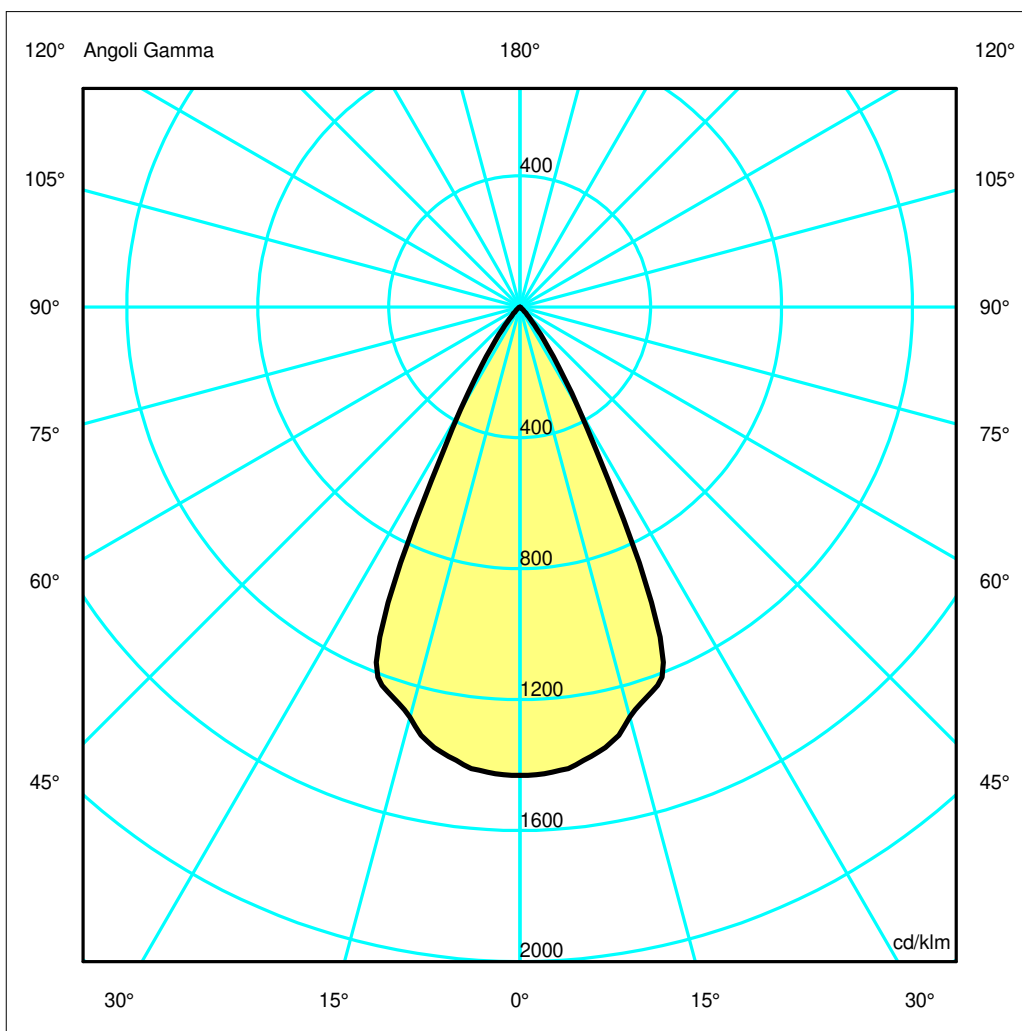
Semipiani C

180.0 ——— 0.0

ULOR 0.00 %

DLOR 100.00 %

RN 0.00 %



Luminaire

Code AF10505+AF95204

Name SHARP RECESSED TRIM 4X 12W 930 VERY WIDE FLOOD SILVER EXT.DRV + SCREEN 4X BLACK

Measurerm.

Code FTS1603241

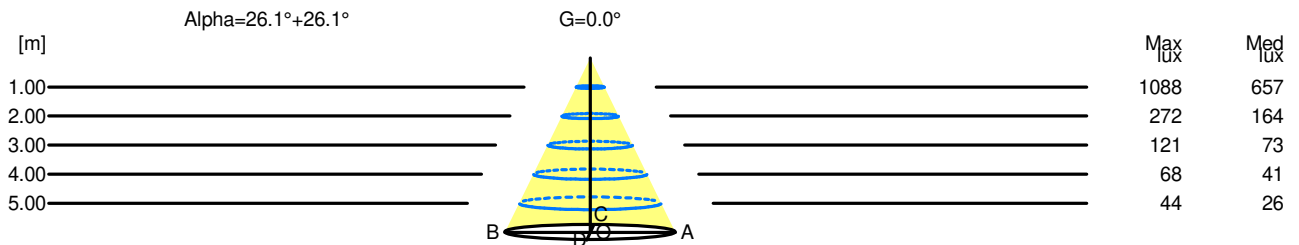
Name SHARP RECESSED TRIM 4X 12W 930 VERY WIDE FLOOD SILVER EXT.DRV + SCREEN 4X BLACK

Luminaire Flux	760.33 lm	Luminaire Power	11.00 W	Efficacy	69.12 lm/W	Efficiency	100.00%
Lamps Flux	760.33 lm	Maximum value	1430.97 cd/klm	Position	C=0.00 G=0.00	CG	Rotosymmetrical
Rectangular Luminaire		Length	150 mm	Width	40 mm	Height	55 mm
Rectangular Luminous Area		Length	148 mm	Width	37 mm	Height	0 mm
Horizontal Luminous Area		0.005476 m2		Emitting area on Plane 180°		0.000000 m2	
Emitting area on Plane 0°		0.000000 m2		Emitting area on Plane 270°		0.000000 m2	
Emitting area on Plane 90°		0.000000 m2		Glare area at 76°		0.001325 m2	
Coordinate system		CG		Symmetry Type		Rotosymmetrical	
Date		17-07-2017		Maximum Gamma Angle		180	
Measurement Distance		0.00		Measurement Flux		760.33 lm	
LED Flux=1061,32lm LED Power=11W Eff=72% EfcLed=96lm/W EfcLum=69lm/W Ra=90 SDCM=2 L90(20K)=118000h							
C.I.E.	99	100	100	100	100	D DIN 5040	A60
F UTE	--					B NBN	BZ 1

Width at 50.00 % of Max Intensity

H[m]	1.00	2.00	3.00	4.00	5.00	H[m]	1.00	2.00	3.00	4.00	5.00
OA	0.49	0.98	1.47	1.96	2.44	OC	0.49	0.98	1.47	1.96	2.44
OB	0.49	0.98	1.47	1.96	2.44	OD	0.49	0.98	1.47	1.96	2.44

	Luminous Intensities [cd/klm]									
	0	5	15	25	35	45	55	65	75	85
OA	1088.01	1080.19	986.28	656.04	116.16	16.94	1.32	0.00	0.00	0.00
OB	1088.01	1080.19	986.28	656.04	116.16	16.94	1.32	0.00	0.00	0.00
OC	1088.01	1080.19	986.28	656.04	116.16	16.94	1.32	0.00	0.00	0.00
OD	1088.01	1080.19	986.28	656.04	116.16	16.94	1.32	0.00	0.00	0.00



H[m]	D[m]	Max lux	Med lux	Alpha=26.1°+26.1°	G=0.0
1.00	0.98	1088	657		
2.00	1.96	272	164		
3.00	2.93	121	73		
4.00	3.91	68	41		
5.00	4.89	44	26		