

Luminaire

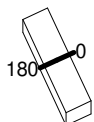
Code AF10601+AF95201
 Name SHARP RECESSED TRIM 4X 12W 940 FLOOD WHITE EXT.DRV + SCREEN 4X WHITE

Measurem.

Code FTS1603197
 Name SHARP RECESSED TRIM 4X 12W 940 FLOOD WHITE EXT.DRV + SCREEN 4X WHITE

Luminaire Flux	859.62 lm	Luminaire Power	11.00 W	Efficacy	78.15 lm/W	Efficiency	100.00%
Lamps Flux	859.62 lm	Maximum value	5541.55 cd/klm	Position	C=0.00 G=0.00	CG	Rotosymmetrical
Rectangular Luminaire		Length	150 mm	Width	40 mm	Height	55 mm
Rectangular Luminous Area		Length	148 mm	Width	37 mm	Height	0 mm
Horizontal Luminous Area		0.005476 m2		Emitting area on Plane 180°		0.000000 m2	
Emitting area on Plane 0°		0.000000 m2		Emitting area on Plane 270°		0.000000 m2	
Emitting area on Plane 90°		0.000000 m2		Glare area at 76°		0.001325 m2	
Coordinate system		CG		Symmetry Type		Rotosymmetrical	
Date		21-02-2017		Maximum Gamma Angle		180	
Measurement Distance		0.00		Measurement Flux		859.62 lm	
LED Flux=1135,98lm LED Power=11W Eff=76% EfcLed=103lm/W EfcLum=78lm/W Ra=90 SDCM=2 L90(20K)=118000h							
C.I.E.	99	100	100	100	D DIN 5040	A60	
F UTE	--				B NBN	BZ 1	

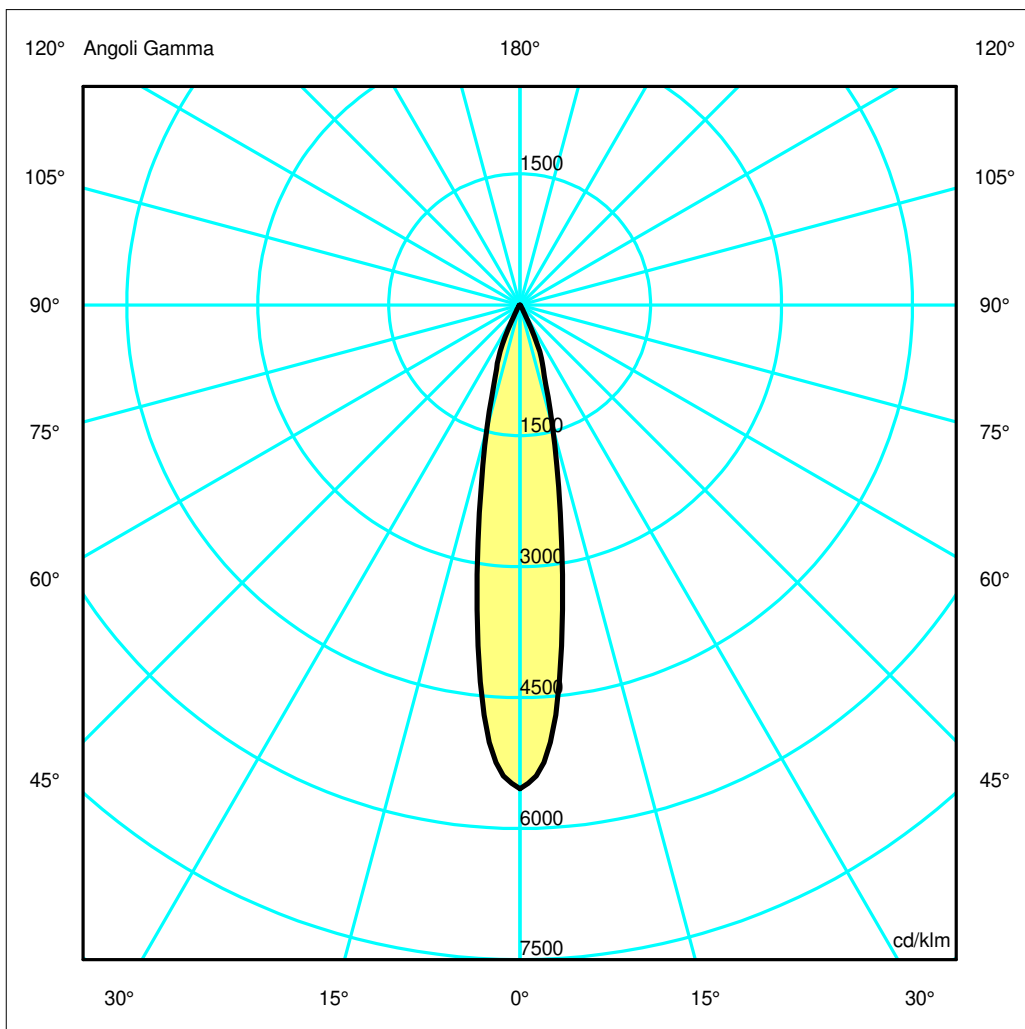
150mm x 40mm



Semipiani C

180.0 ——— 0.0

ULOR 0.00 %
 DLOR 100.00 %
 RN 0.00 %



Luminaire

Code AF10601+AF95201
 Name SHARP RECESSED TRIM 4X 12W 940 FLOOD WHITE EXT.DRV + SCREEN 4X WHITE

Measurerm.

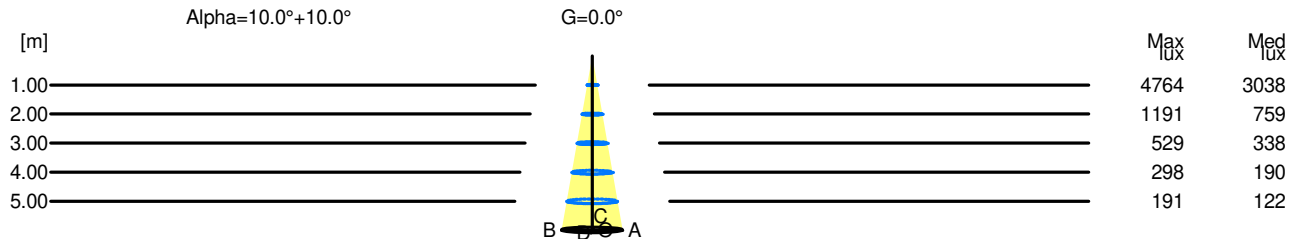
Code FTS1603197
 Name SHARP RECESSED TRIM 4X 12W 940 FLOOD WHITE EXT.DRV + SCREEN 4X WHITE

Luminaire Flux	859.62 lm	Luminaire Power	11.00 W	Efficacy	78.15 lm/W	Efficiency	100.00%
Lamps Flux	859.62 lm	Maximum value	5541.55 cd/klm	Position	C=0.00 G=0.00	CG	Rotosymmetrical
Rectangular Luminaire		Length	150 mm	Width	40 mm	Height	55 mm
Rectangular Luminous Area		Length	148 mm	Width	37 mm	Height	0 mm
Horizontal Luminous Area		0.005476 m2		Emitting area on Plane 180°		0.000000 m2	
Emitting area on Plane 0°		0.000000 m2		Emitting area on Plane 270°		0.000000 m2	
Emitting area on Plane 90°		0.000000 m2		Glare area at 76°		0.001325 m2	
Coordinate system		CG		Symmetry Type		Rotosymmetrical	
Date		21-02-2017		Maximum Gamma Angle		180	
Measurement Distance		0.00		Measurement Flux		859.62 lm	
LED Flux=1135,98lm LED Power=11W Eff=76% EfcLed=103lm/W EfcLum=78lm/W Ra=90 SDCM=2 L90(20K)=118000h							
C.I.E.	99	100	100	100	100	D DIN 5040	A60
F UTE	--					B NBN	BZ 1

Width at 50.00 % of Max Intensity

H[m]	1.00	2.00	3.00	4.00	5.00	H[m]	1.00	2.00	3.00	4.00	5.00
OA	0.18	0.35	0.53	0.70	0.88	OC	0.18	0.35	0.53	0.70	0.88
OB	0.18	0.35	0.53	0.70	0.88	OD	0.18	0.35	0.53	0.70	0.88

	Luminous Intensities [cd/klm]									
	0	5	15	25	35	45	55	65	75	85
OA	4763.63	4053.87	1250.67	341.95	21.46	6.05	2.10	1.35	0.95	0.45
OB	4763.63	4053.87	1250.67	341.95	21.46	6.05	2.10	1.35	0.95	0.45
OC	4763.63	4053.87	1250.67	341.95	21.46	6.05	2.10	1.35	0.95	0.45
OD	4763.63	4053.87	1250.67	341.95	21.46	6.05	2.10	1.35	0.95	0.45



H[m]	D[m]	Max lux	Med lux	Alpha=10.0°+10.0°	G=0.0
1.00	0.35	4764	3038		
2.00	0.70	1191	759		
3.00	1.05	529	338		
4.00	1.41	298	190		
5.00	1.76	191	122		