

Luminaire

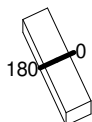
Code AF10705+AF95201
 Name SHARP RECESSED TRIM 4X 12W 940 WIDE FLOOD SILVER EXT.DRV + SCREEN 4X WHITE

Measurerm.

Code FTS1603288
 Name SHARP RECESSED TRIM 4X 12W 940 WIDE FLOOD SILVER EXT.DRV + SCREEN 4X WHITE

Luminaire Flux	805.08 lm	Luminaire Power	11.00 W	Efficacy	73.19 lm/W	Efficiency	100.00%
Lamps Flux	805.08 lm	Maximum value	2570.73 cd/klm	Position	C=0.00 G=0.00	CG	Rotosymmetrical
Rectangular Luminaire		Length	150 mm	Width	40 mm	Height	55 mm
Rectangular Luminous Area		Length	148 mm	Width	37 mm	Height	0 mm
Horizontal Luminous Area		0.005476 m2		Emitting area on Plane 180°		0.000000 m2	
Emitting area on Plane 0°		0.000000 m2		Emitting area on Plane 270°		0.000000 m2	
Emitting area on Plane 90°		0.000000 m2		Glare area at 76°		0.001325 m2	
Coordinate system		CG		Symmetry Type		Rotosymmetrical	
Date		16-02-2017		Maximum Gamma Angle		180	
Measurement Distance		0.00		Measurement Flux		805.08 lm	
LED Flux=1135,98lm LED Power=11W Eff=71% EfcLed=103lm/W EfcLum=73lm/W Ra=90 SDCM=2 L90(20K)=118000h							
C.I.E.	97 99 100 100 100			D DIN 5040	A60		
F UTE	--			B NBN	BZ 1		

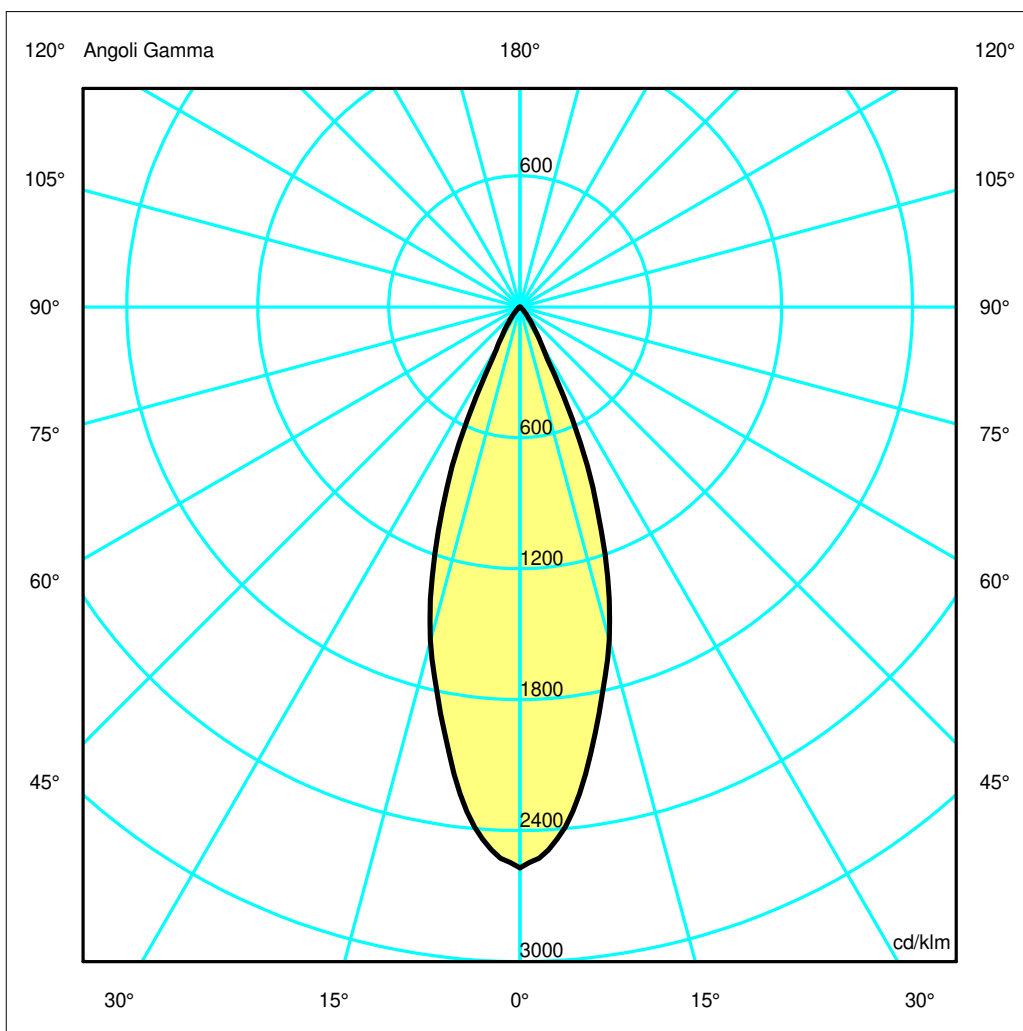
150mm x 40mm



Semipiani C

180.0 ——— 0.0

ULOR 0.00 %
 DLOR 100.00 %
 RN 0.00 %



Luminaire

Code AF10705+AF95201
 Name SHARP RECESSED TRIM 4X 12W 940 WIDE FLOOD SILVER EXT.DRV + SCREEN 4X WHITE

Measurement

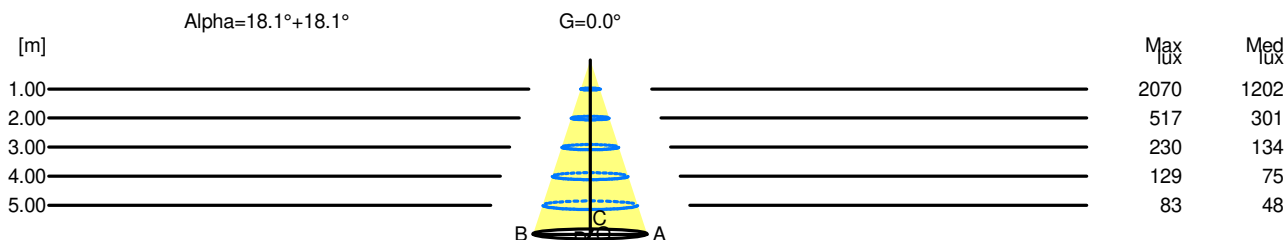
Code FTS1603288
 Name SHARP RECESSED TRIM 4X 12W 940 WIDE FLOOD SILVER EXT.DRV + SCREEN 4X WHITE

Luminaire Flux	805.08 lm	Luminaire Power	11.00 W	Efficacy	73.19 lm/W	Efficiency	100.00%
Lamps Flux	805.08 lm	Maximum value	2570.73 cd/klm	Position	C=0.00 G=0.00	CG	Rotosymmetrical
Rectangular Luminaire		Length	150 mm	Width	40 mm	Height	55 mm
Rectangular Luminous Area		Length	148 mm	Width	37 mm	Height	0 mm
Horizontal Luminous Area		0.005476 m2		Emitting area on Plane 180°		0.000000 m2	
Emitting area on Plane 0°		0.000000 m2		Emitting area on Plane 270°		0.000000 m2	
Emitting area on Plane 90°		0.000000 m2		Glare area at 76°		0.001325 m2	
Coordinate system		CG		Symmetry Type		Rotosymmetrical	
Date		16-02-2017		Maximum Gamma Angle		180	
Measurement Distance		0.00		Measurement Flux		805.08 lm	
LED Flux=1135,98lm LED Power=11W Eff=71% EfcLed=103lm/W EfcLum=73lm/W Ra=90 SDCM=2 L90(20K)=118000h							
C.I.E.	97 99 100 100 100			D DIN 5040	A60		
F UTE	--			B NBN	BZ 1		

Width at 50.00 % of Max Intensity

H[m]	1.00	2.00	3.00	4.00	5.00	H[m]	1.00	2.00	3.00	4.00	5.00
OA	0.33	0.66	0.98	1.31	1.64	OC	0.33	0.66	0.98	1.31	1.64
OB	0.33	0.66	0.98	1.31	1.64	OD	0.33	0.66	0.98	1.31	1.64

	Luminous Intensities [cd/klm]									
	0	5	15	25	35	45	55	65	75	85
OA	2069.65	1925.16	1273.37	457.96	80.81	19.06	4.95	2.67	1.73	0.68
OB	2069.65	1925.16	1273.37	457.96	80.81	19.06	4.95	2.67	1.73	0.68
OC	2069.65	1925.16	1273.37	457.96	80.81	19.06	4.95	2.67	1.73	0.68
OD	2069.65	1925.16	1273.37	457.96	80.81	19.06	4.95	2.67	1.73	0.68



H[m]	D[m]	Max lux	Med lux	Alpha=18.1°+18.1°	G=0.0
1.00	0.66	2070	1202		
2.00	1.31	517	301		
3.00	1.97	230	134		
4.00	2.62	129	75		
5.00	3.28	83	48		