

Luminaire

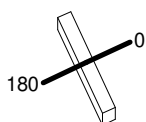
Code AF14804+AF95204
 Name SHARP RECESSED TRIM 8X 24W 927 WIDE FLOOD BLACK EXT.DRV + SCREEN 4X BLACK

Measurem.

Code FTS1901973-A
 Name SHARP RECESSED TRIM 8X 24W 927 WIDE FLOOD BLACK EXT.DRV + SCREEN 4X BLACK

Luminaire Flux	1485 lm	Luminaire Power	22.0 W	Efficacy	67.480 lm/W	Efficiency	100.00%
Source Flux	1485 lm	Maximum value	2630.91 cd/klm	Position	C=0.00 G=0.00	CG	Rotosymmetrical
Rectangular Luminaire		Length	298 mm	Width	40 mm	Height	55 mm
Rectangular Luminous Area		Length	296 mm	Width	37 mm	Height	0 mm
Horizontal Luminous Area		0.010952 m2		Emitting area on Plane 180°		0.000000 m2	
Emitting area on Plane 0°		0.000000 m2		Emitting area on Plane 270°		0.000000 m2	
Emitting area on Plane 90°		0.000000 m2		Glare area at 76°		0.002650 m2	
Coordinate system		CG		Symmetry Type		Rotosymmetrical	
Date		25-11-2021		Maximum Gamma Angle		180	
Measurement Distance		0.00		Measurement Flux		1485 lm	
LED Flux=2121lm LED Power=22W Eff=70% EfcLed=96lm/W EfcLum=67lm/W CCT=2700K Ra=90 R9=50 SDCM=3 L70(6K)=272160h							
C.I.E.	99	100	100	100	100	D DIN 5040	A60
F UTE	--					B NBN	BZ 1

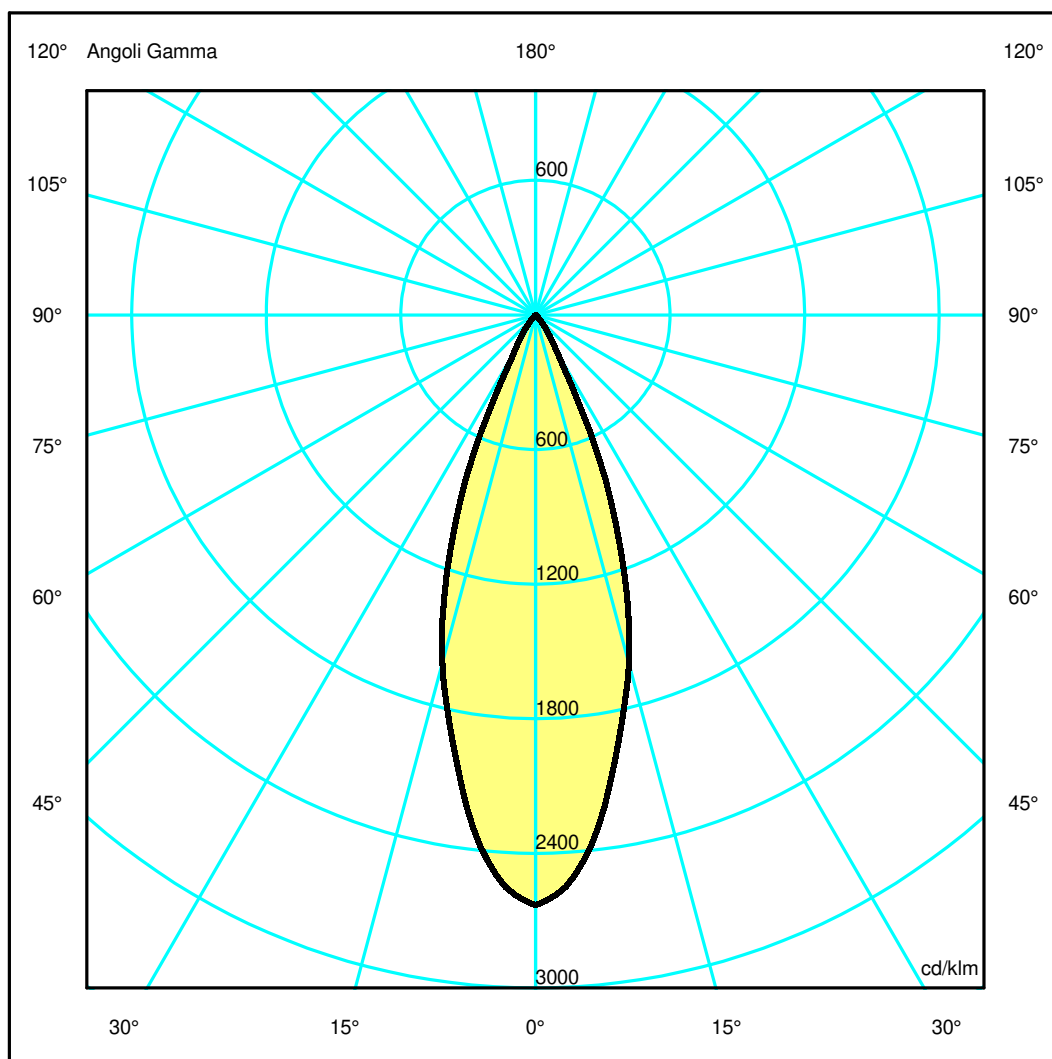
298mm x 40mm



Semipiani C

180.0 ——— 0.0

ULOR 0.00 %
 DLOR 100.00 %
 RN 0.00 %



Luminaire

Code AF14804+AF95204
 Name SHARP RECESSED TRIM 8X 24W 927 WIDE FLOOD BLACK EXT.DRV + SCREEN 4X BLACK

Measurement

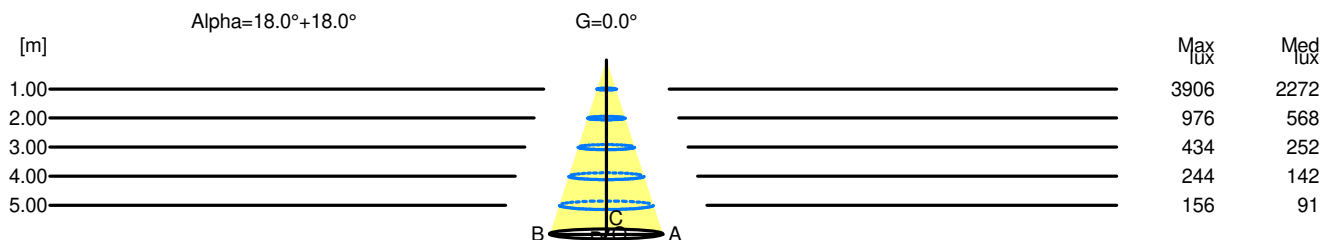
Code FTS1901973-A
 Name SHARP RECESSED TRIM 8X 24W 927 WIDE FLOOD BLACK EXT.DRV + SCREEN 4X BLACK

Luminaire Flux	1485 lm	Luminaire Power	22.0 W	Efficacy	67.480 lm/W	Efficiency	100.00%
Source Flux	1485 lm	Maximum value	2630.91 cd/klm	Position	C=0.00 G=0.00	CG	Rotosymmetrical
Rectangular Luminaire		Length	298 mm	Width	40 mm	Height	55 mm
Rectangular Luminous Area		Length	296 mm	Width	37 mm	Height	0 mm
Horizontal Luminous Area		0.010952 m ²		Emitting area on Plane 180°		0.000000 m ²	
Emitting area on Plane 0°		0.000000 m ²		Emitting area on Plane 270°		0.000000 m ²	
Emitting area on Plane 90°		0.000000 m ²		Glare area at 76°		0.002650 m ²	
Coordinate system		CG		Symmetry Type		Rotosymmetrical	
Date		25-11-2021		Maximum Gamma Angle		180	
Measurement Distance		0.00		Measurement Flux		1485 lm	
LED Flux=2121lm LED Power=22W Eff=70% EfcLed=96lm/W EfcLum=67lm/W CCT=2700K Ra=90 R9=50 SDCM=3 L70(6K)=272160h							
C.I.E.	99	100	100	100		D DIN 5040	A60
F UTE	--					B NBN	BZ 1

Width at 50.00 % of Max Intensity

H[m]	1.00	2.00	3.00	4.00	5.00	H[m]	1.00	2.00	3.00	4.00	5.00
OA	0.33	0.65	0.98	1.30	1.63	OC	0.33	0.65	0.98	1.30	1.63
OB	0.33	0.65	0.98	1.30	1.63	OD	0.33	0.65	0.98	1.30	1.63

	Luminous Intensities [cd/klm]									
	0	5	15	25	35	45	55	65	75	85
OA	3905.74	3628.24	2385.81	850.53	144.60	29.13	3.43	0.47	0.00	0.00
OB	3905.74	3628.24	2385.81	850.53	144.60	29.13	3.43	0.47	0.00	0.00
OC	3905.74	3628.24	2385.81	850.53	144.60	29.13	3.43	0.47	0.00	0.00
OD	3905.74	3628.24	2385.81	850.53	144.60	29.13	3.43	0.47	0.00	0.00



H[m]	D[m]	Max lux	Med lux	Alpha=18.0°+18.0°	G=0.0
1.00	0.65	3906	2272		
2.00	1.30	976	568		
3.00	1.95	434	252		
4.00	2.60	244	142		
5.00	3.25	156	91		