

## Luminaire

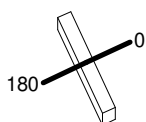
Code AF14805+AF95201  
 Name SHARP RECESSED TRIM 8X 24W 927 WIDE FLOOD SILVER EXT.DRV + SCREEN 4X WHITE

## Measurem.

Code FTS1901972-A  
 Name SHARP RECESSED TRIM 8X 24W 927 WIDE FLOOD SILVER EXT.DRV + SCREEN 4X WHITE

Luminaire Flux	1503 lm	Luminaire Power	22.0 W	Efficacy	68.319 lm/W	Efficiency	100.00%
Source Flux	1503 lm	Maximum value	2570.73 cd/klm	Position	C=0.00 G=0.00	CG	Rotosymmetrical
Rectangular Luminaire		Length	298 mm	Width	40 mm	Height	55 mm
Rectangular Luminous Area		Length	296 mm	Width	37 mm	Height	0 mm
Horizontal Luminous Area		0.010952 m2		Emitting area on Plane 180°		0.000000 m2	
Emitting area on Plane 0°		0.000000 m2		Emitting area on Plane 270°		0.000000 m2	
Emitting area on Plane 90°		0.000000 m2		Glare area at 76°		0.002650 m2	
Coordinate system		CG		Symmetry Type		Rotosymmetrical	
Date		25-11-2021		Maximum Gamma Angle		180	
Measurement Distance		0.00		Measurement Flux		1503 lm	
LED Flux=2121lm LED Power=22W Eff=71% EfcLed=96lm/W EfcLum=68lm/W CCT=2700K Ra=90 R9=50 SDCM=3 L70(6K)=272160h							
C.I.E.	97 99 100 100 100			D DIN 5040	A60		
F UTE	--			B NBN	BZ 1		

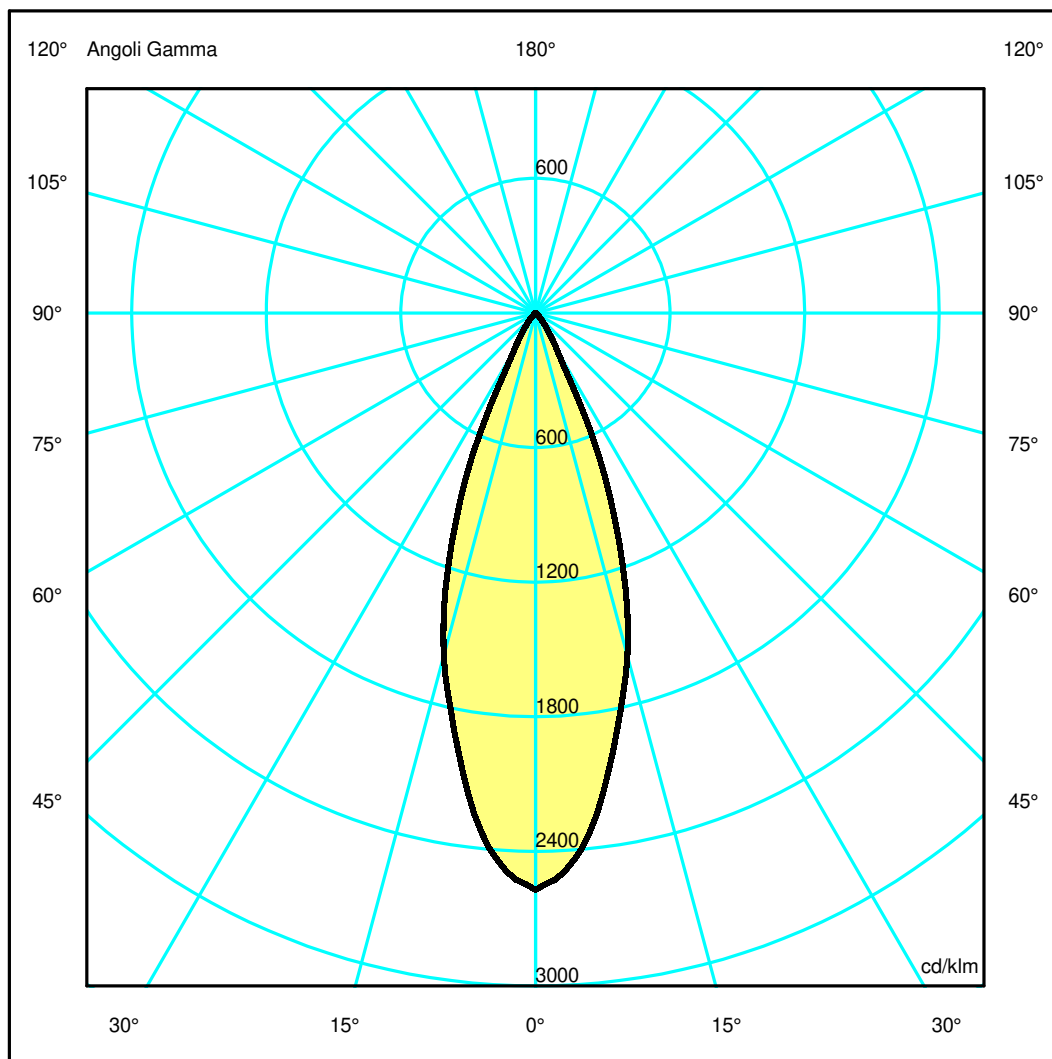
298mm x 40mm



Semipiani C

180.0 ——— 0.0

ULOR 0.00 %  
 DLOR 100.00 %  
 RN 0.00 %



## Luminaire

Code AF14805+AF95201  
 Name SHARP RECESSED TRIM 8X 24W 927 WIDE FLOOD SILVER EXT.DRV + SCREEN 4X WHITE

## Measurement

Code FTS1901972-A  
 Name SHARP RECESSED TRIM 8X 24W 927 WIDE FLOOD SILVER EXT.DRV + SCREEN 4X WHITE

Luminaire Flux	1503 lm	Luminaire Power	22.0 W	Efficacy	68.319 lm/W	Efficiency	100.00%
Source Flux	1503 lm	Maximum value	2570.73 cd/klm	Position	C=0.00 G=0.00	CG	Rotosymmetrical
Rectangular Luminaire		Length	298 mm	Width	40 mm	Height	55 mm
Rectangular Luminous Area		Length	296 mm	Width	37 mm	Height	0 mm
Horizontal Luminous Area		0.010952 m2		Emitting area on Plane 180°		0.000000 m2	
Emitting area on Plane 0°		0.000000 m2		Emitting area on Plane 270°		0.000000 m2	
Emitting area on Plane 90°		0.000000 m2		Glare area at 76°		0.002650 m2	
Coordinate system		CG		Symmetry Type		Rotosymmetrical	
Date		25-11-2021		Maximum Gamma Angle		180	
Measurement Distance		0.00		Measurement Flux		1503 lm	

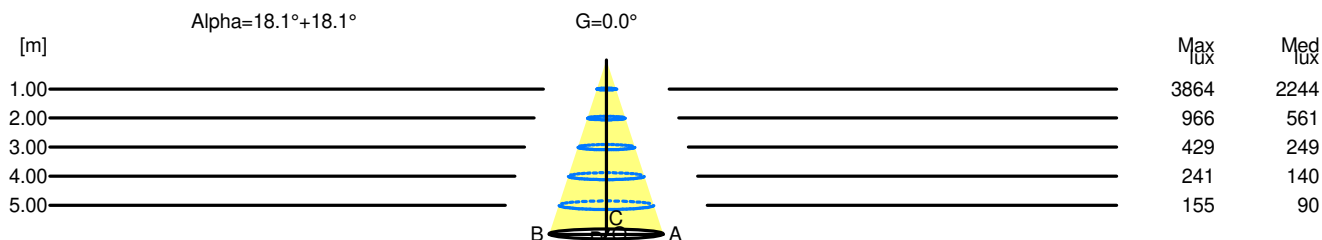
LED Flux=2121lm LED Power=22W Eff=71% EfcLed=96lm/W EfcLum=68lm/W CCT=2700K Ra=90 R9=50 SDCM=3 L70(6K)=272160h

C.I.E.	97 99 100 100 100	D DIN 5040	A60
F UTE	--	B NBN	BZ 1

Width at 50.00 % of Max Intensity

H[m]	1.00	2.00	3.00	4.00	5.00	H[m]	1.00	2.00	3.00	4.00	5.00
OA	0.33	0.66	0.98	1.31	1.64	OC	0.33	0.66	0.98	1.31	1.64
OB	0.33	0.66	0.98	1.31	1.64	OD	0.33	0.66	0.98	1.31	1.64

	Luminous Intensities [ cd/klm ]									
	0	5	15	25	35	45	55	65	75	85
OA	3863.84	3594.09	2377.27	854.97	150.87	35.59	9.24	4.99	3.23	1.26
OB	3863.84	3594.09	2377.27	854.97	150.87	35.59	9.24	4.99	3.23	1.26
OC	3863.84	3594.09	2377.27	854.97	150.87	35.59	9.24	4.99	3.23	1.26
OD	3863.84	3594.09	2377.27	854.97	150.87	35.59	9.24	4.99	3.23	1.26



H[m]	D[m]	Max lux	Med lux	Alpha=18.1°+18.1°	G=0.0
1.00	0.66	3864	2244		
2.00	1.31	966	561		
3.00	1.97	429	249		
4.00	2.62	241	140		
5.00	3.28	155	90		