

Luminaire

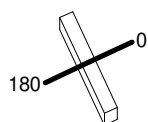
Code AF14904+AF95204
 Name SHARP RECESSED TRIM 8X 24W 927 VERY WIDE FLOOD BLACK EXT.DRV + SCREEN 4X BLACK

Measurem.

Code FTS1901979-A
 Name SHARP RECESSED TRIM 8X 24W 927 VERY WIDE FLOOD BLACK EXT.DRV + SCREEN 4X BLACK

| | | | | | | | |
|--|--------------------|-----------------------------|-----------------|-----------------------------|---------------|----------------------------|-----------------|
| Luminaire Flux | 1519 lm | Luminaire Power | 22.0 W | Efficacy | 69.061 lm/W | Efficiency | 100.00% |
| Source Flux | 1519 lm | Maximum value | 1430.97 cd/klm | Position | C=0.00 G=0.00 | CG | Rotosymmetrical |
| Rectangular Luminaire | Length | 298 mm | Width | 40 mm | Height | 55 mm | |
| Rectangular Luminous Area | Length | 296 mm | Width | 37 mm | Height | 0 mm | |
| Horizontal Luminous Area | 0.010952 m2 | Emitting area on Plane 180° | 0.000000 m2 | Emitting area on Plane 270° | 0.000000 m2 | Emitting area on Plane 90° | 0.002650 m2 |
| Coordinate system | CG | Symmetry Type | Rotosymmetrical | Maximum Gamma Angle | 180 | Measurement Distance | 1519 lm |
| Date | 25-11-2021 | Measurement Flux | 1519 lm | | | | |
| Measurement Distance | 0.00 | | | | | | |
| LED Flux=2121lm LED Power=22W Eff=72% EfcLed=96lm/W EfcLum=69lm/W CCT=2700K Ra=90 R9=50 SDCM=3 L70(6K)=272160h | | | | | | | |
| C.I.E. | 99 100 100 100 100 | D DIN 5040 | A60 | | | | |
| F UTE | -- | B NBN | BZ 1 | | | | |

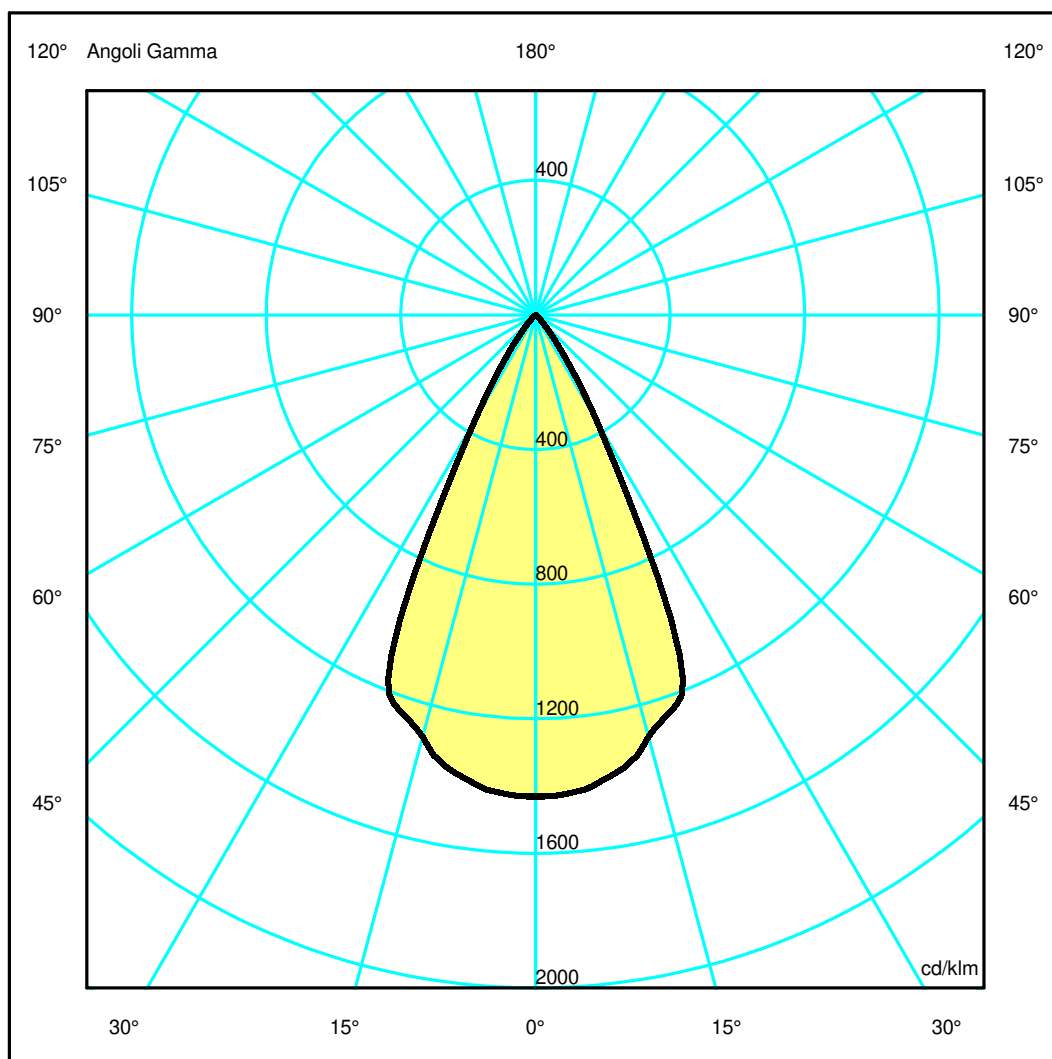
298mm x 40mm



Semipiani C

180.0 ——— 0.0

ULOR 0.00 %
 DLOR 100.00 %
 RN 0.00 %



Luminaire

Code AF14904+AF95204
 Name SHARP RECESSED TRIM 8X 24W 927 VERY WIDE FLOOD BLACK EXT.DRV + SCREEN 4X BLACK

Measurement

Code FTS1901979-A
 Name SHARP RECESSED TRIM 8X 24W 927 VERY WIDE FLOOD BLACK EXT.DRV + SCREEN 4X BLACK

| | | | | | | | |
|----------------------------|---------|-----------------|----------------|-----------------------------|---------------|-----------------|-----------------|
| Luminaire Flux | 1519 lm | Luminaire Power | 22.0 W | Efficacy | 69.061 lm/W | Efficiency | 100.00% |
| Source Flux | 1519 lm | Maximum value | 1430.97 cd/klm | Position | C=0.00 G=0.00 | CG | Rotosymmetrical |
| Rectangular Luminaire | | Length | 298 mm | Width | 40 mm | Height | 55 mm |
| Rectangular Luminous Area | | Length | 296 mm | Width | 37 mm | Height | 0 mm |
| Horizontal Luminous Area | | 0.010952 m2 | | Emitting area on Plane 180° | | 0.000000 m2 | |
| Emitting area on Plane 0° | | 0.000000 m2 | | Emitting area on Plane 270° | | 0.000000 m2 | |
| Emitting area on Plane 90° | | 0.000000 m2 | | Glare area at 76° | | 0.002650 m2 | |
| Coordinate system | | CG | | Symmetry Type | | Rotosymmetrical | |
| Date | | 25-11-2021 | | Maximum Gamma Angle | | 180 | |
| Measurement Distance | | 0.00 | | Measurement Flux | | 1519 lm | |

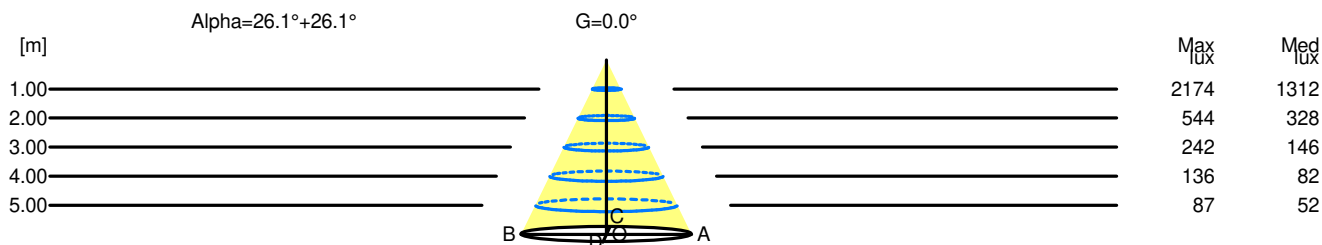
LED Flux=2121lm LED Power=22W Eff=72% EfcLed=96lm/W EfcLum=69lm/W CCT=2700K Ra=90 R9=50 SDCM=3 L70(6K)=272160h

| | | | | | | | |
|--------|----|-----|-----|-----|-----|------------|------|
| C.I.E. | 99 | 100 | 100 | 100 | 100 | D DIN 5040 | A60 |
| F UTE | -- | | | | | B NBN | BZ 1 |

Width at 50.00 % of Max Intensity

| H[m] | 1.00 | 2.00 | 3.00 | 4.00 | 5.00 | H[m] | 1.00 | 2.00 | 3.00 | 4.00 | 5.00 |
|------|------|------|------|------|------|------|------|------|------|------|------|
| OA | 0.49 | 0.98 | 1.47 | 1.96 | 2.44 | OC | 0.49 | 0.98 | 1.47 | 1.96 | 2.44 |
| OB | 0.49 | 0.98 | 1.47 | 1.96 | 2.44 | OD | 0.49 | 0.98 | 1.47 | 1.96 | 2.44 |

| | Luminous Intensities [cd/klm] | | | | | | | | | |
|----|---------------------------------|---------|---------|---------|--------|-------|------|------|------|------|
| | 0 | 5 | 15 | 25 | 35 | 45 | 55 | 65 | 75 | 85 |
| OA | 2174.12 | 2158.50 | 1970.85 | 1310.94 | 232.12 | 33.86 | 2.64 | 0.00 | 0.00 | 0.00 |
| OB | 2174.12 | 2158.50 | 1970.85 | 1310.94 | 232.12 | 33.86 | 2.64 | 0.00 | 0.00 | 0.00 |
| OC | 2174.12 | 2158.50 | 1970.85 | 1310.94 | 232.12 | 33.86 | 2.64 | 0.00 | 0.00 | 0.00 |
| OD | 2174.12 | 2158.50 | 1970.85 | 1310.94 | 232.12 | 33.86 | 2.64 | 0.00 | 0.00 | 0.00 |



| H[m] | D[m] | Max lux | Med lux | Alpha=26.1°+26.1° | G=0.0 |
|------|------|---------|---------|-------------------|-------|
| 1.00 | 0.98 | 2174 | 1312 | | |
| 2.00 | 1.96 | 544 | 328 | | |
| 3.00 | 2.93 | 242 | 146 | | |
| 4.00 | 3.91 | 136 | 82 | | |
| 5.00 | 4.89 | 87 | 52 | | |