

Luminaire

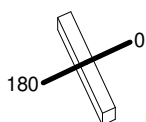
Code AF14905+AF95201
 Name SHARP RECESSED TRIM 8X 24W 927 VERY WIDE FLOOD SILVER EXT.DRV + SCREEN 4X WHITE

Measurem.

Code FTS1901978-A
 Name SHARP RECESSED TRIM 8X 24W 927 VERY WIDE FLOOD SILVER EXT.DRV + SCREEN 4X WHITE

Luminaire Flux	1556 lm	Luminaire Power	22.0 W	Efficacy	70.748 lm/W	Efficiency	100.00%
Source Flux	1556 lm	Maximum value	1406.35 cd/klm	Position	C=0.00 G=1.00	CG	Rotosymmetrical
Rectangular Luminaire		Length	298 mm	Width	40 mm	Height	55 mm
Rectangular Luminous Area		Length	296 mm	Width	37 mm	Height	0 mm
Horizontal Luminous Area		0.010952 m2		Emitting area on Plane 180°		0.000000 m2	
Emitting area on Plane 0°		0.000000 m2		Emitting area on Plane 270°		0.000000 m2	
Emitting area on Plane 90°		0.000000 m2		Glare area at 76°		0.002650 m2	
Coordinate system		CG		Symmetry Type		Rotosymmetrical	
Date		25-11-2021		Maximum Gamma Angle		180	
Measurement Distance		0.00		Measurement Flux		1556 lm	
LED Flux=2121lm LED Power=22W Eff=73% EfcLed=96lm/W EfcLum=71lm/W CCT=2700K Ra=90 R9=50 SDCM=3 L70(6K)=272160h							
C.I.E.	97 99 100 100 100			D DIN 5040	A60		
F UTE	--			B NBN	BZ 1		

298mm x 40mm



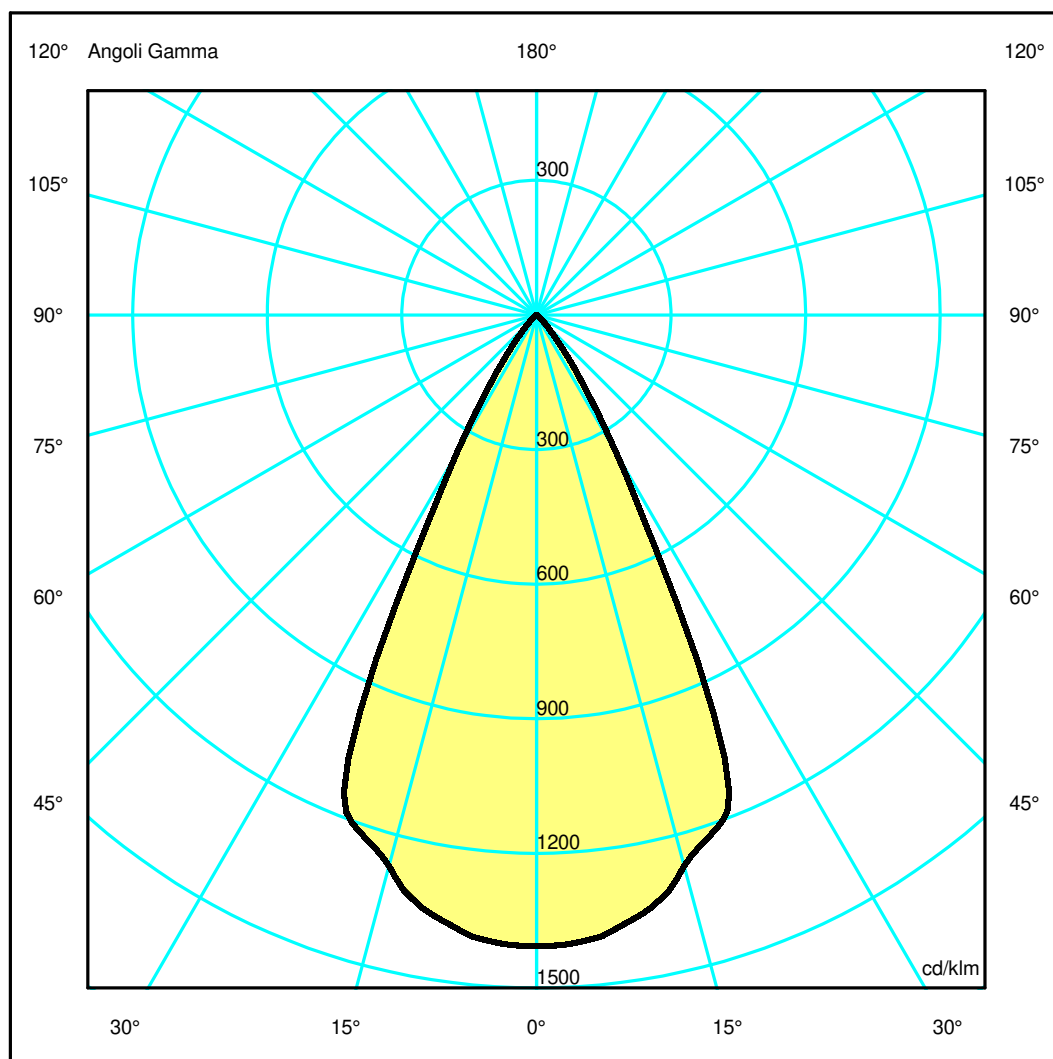
Semipiani C

180.0 ——— 0.0

ULOR 0.00 %

DLOR100.00 %

RN 0.00 %



Luminaire

Code AF14905+AF95201
 Name SHARP RECESSED TRIM 8X 24W 927 VERY WIDE FLOOD SILVER EXT.DRV + SCREEN 4X WHITE

Measurement

Code FTS1901978-A
 Name SHARP RECESSED TRIM 8X 24W 927 VERY WIDE FLOOD SILVER EXT.DRV + SCREEN 4X WHITE

Luminaire Flux	1556 lm	Luminaire Power	22.0 W	Efficacy	70.748 lm/W	Efficiency	100.00%
Source Flux	1556 lm	Maximum value	1406.35 cd/klm	Position	C=0.00 G=1.00	CG	Rotosymmetrical
Rectangular Luminaire		Length	298 mm	Width	40 mm	Height	55 mm
Rectangular Luminous Area		Length	296 mm	Width	37 mm	Height	0 mm
Horizontal Luminous Area		0.010952 m2		Emitting area on Plane 180°		0.000000 m2	
Emitting area on Plane 0°		0.000000 m2		Emitting area on Plane 270°		0.000000 m2	
Emitting area on Plane 90°		0.000000 m2		Glare area at 76°		0.002650 m2	
Coordinate system		CG		Symmetry Type		Rotosymmetrical	
Date		25-11-2021		Maximum Gamma Angle		180	
Measurement Distance		0.00		Measurement Flux		1556 lm	

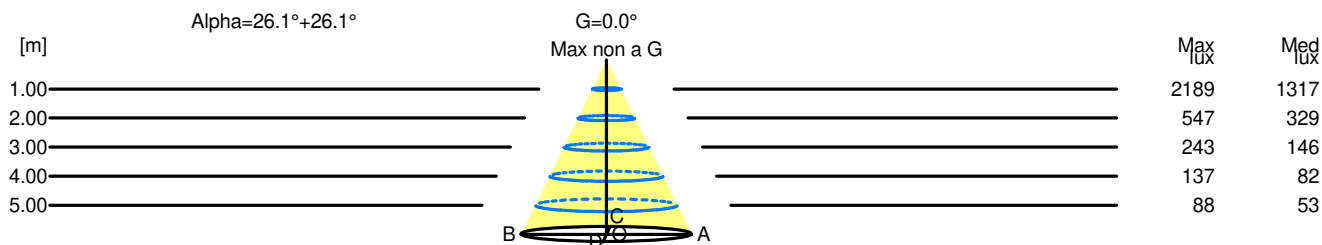
LED Flux=2121lm LED Power=22W Eff=73% EfcLed=96lm/W EfcLum=71lm/W CCT=2700K Ra=90 R9=50 SDCM=3 L70(6K)=272160h

C.I.E.	97 99 100 100 100	D DIN 5040	A60
F UTE	--	B NBN	BZ 1

Width at 50.00 % of Max Intensity

H[m]	1.00	2.00	3.00	4.00	5.00	H[m]	1.00	2.00	3.00	4.00	5.00
OA	0.49	0.98	1.47	1.96	2.45	OC	0.49	0.98	1.47	1.96	2.45
OB	0.49	0.98	1.47	1.96	2.45	OD	0.49	0.98	1.47	1.96	2.45

	Luminous Intensities [cd/klm]									
	0	5	15	25	35	45	55	65	75	85
OA	2188.90	2173.28	1978.28	1316.94	241.33	41.95	9.83	6.28	4.12	1.54
OB	2188.90	2173.28	1978.28	1316.94	241.33	41.95	9.83	6.28	4.12	1.54
OC	2188.90	2173.28	1978.28	1316.94	241.33	41.95	9.83	6.28	4.12	1.54
OD	2188.90	2173.28	1978.28	1316.94	241.33	41.95	9.83	6.28	4.12	1.54



H[m]	D[m]	Max lux	Med lux	Alpha=26.1°+26.1°	G=0.0 Max non a G	
1.00	0.98	2189	1317			
2.00	1.96	547	329			
3.00	2.94	243	146			
4.00	3.91	137	82			
5.00	4.89	88	53			