

Luminaire

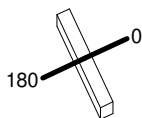
Code AF15004+AF95201
 Name SHARP RECESSED TRIM 8X 24W 930 FLOOD BLACK EXT.DRV + SCREEN 4X WHITE

Measurement

Code FTS1901985
 Name SHARP RECESSED TRIM 8X 24W 930 FLOOD BLACK EXT.DRV + SCREEN 4X WHITE

Luminaire Flux	1607.69 lm	Luminaire Power	22.00 W	Efficacy	73.08 lm/W	Efficiency	100.00%
Lamps Flux	1607.69 lm	Maximum value	5541.55 cd/klm	Position	C=0.00 G=0.00	CG	Rotosymmetrical
Rectangular Luminaire		Length	298 mm	Width	40 mm	Height	55 mm
Rectangular Luminous Area		Length	296 mm	Width	37 mm	Height	0 mm
Horizontal Luminous Area		0.010952 m2		Emitting area on Plane 180°		0.000000 m2	
Emitting area on Plane 0°		0.000000 m2		Emitting area on Plane 270°		0.000000 m2	
Emitting area on Plane 90°		0.000000 m2		Glare area at 76°		0.002650 m2	
Coordinate system		CG		Symmetry Type		Rotosymmetrical	
Date		21-02-2017		Maximum Gamma Angle		180	
Measurement Distance		0.00		Measurement Flux		1607.69 lm	
LED Flux=2122,64lm LED Power=22W Eff=76% EfcLed=96lm/W EfcLum=73lm/W Ra=90 SDCM=2 L90(20K)=118000h							
C.I.E.	99	100	100	100	D DIN 5040	A60	
F UTE	--				B NBN	BZ 1	

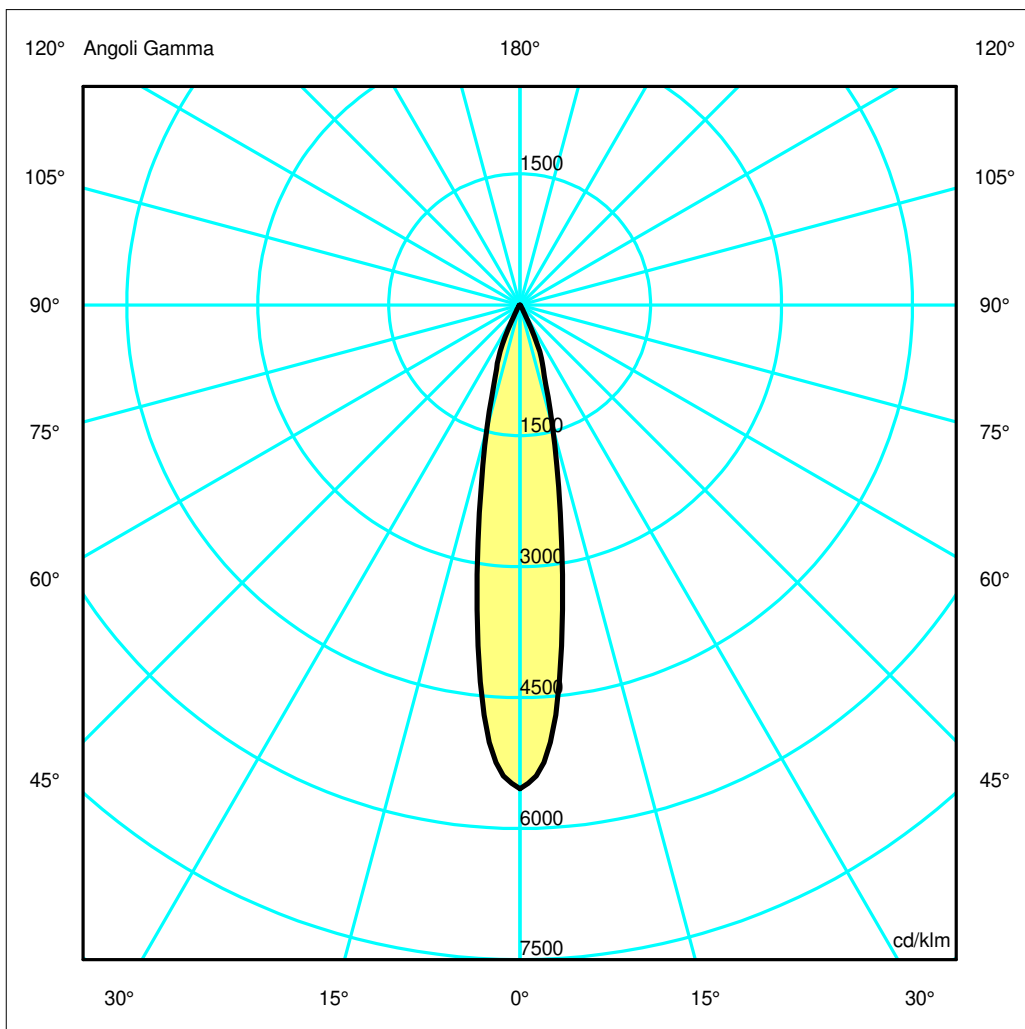
298mm x 40mm



Semipiani C

180.0 ——— 0.0

ULOR 0.00 %
 DLOR 100.00 %
 RN 0.00 %



Luminaire

Code AF15004+AF95201
Name SHARP RECESSED TRIM 8X 24W 930 FLOOD BLACK EXT.DRV + SCREEN 4X WHITE

Measur.

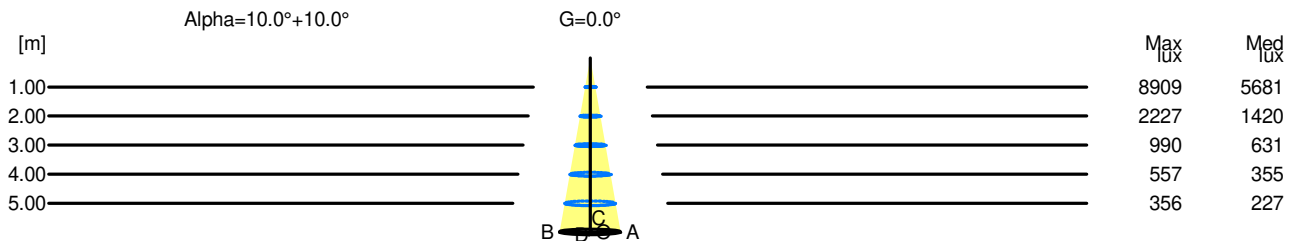
Code FTS1901985
Name SHARP RECESSED TRIM 8X 24W 930 FLOOD BLACK EXT.DRV + SCREEN 4X WHITE

Luminaire Flux	1607.69 lm	Luminaire Power	22.00 W	Efficacy	73.08 lm/W	Efficiency	100.00%
Lamps Flux	1607.69 lm	Maximum value	5541.55 cd/klm	Position	C=0.00 G=0.00	CG	Rotosymmetrical
Rectangular Luminaire		Length	298 mm	Width	40 mm	Height	55 mm
Rectangular Luminous Area		Length	296 mm	Width	37 mm	Height	0 mm
Horizontal Luminous Area		0.010952 m2		Emitting area on Plane 180°		0.000000 m2	
Emitting area on Plane 0°		0.000000 m2		Emitting area on Plane 270°		0.000000 m2	
Emitting area on Plane 90°		0.000000 m2		Glare area at 76°		0.002650 m2	
Coordinate system		CG		Symmetry Type		Rotosymmetrical	
Date		21-02-2017		Maximum Gamma Angle		180	
Measurement Distance		0.00		Measurement Flux		1607.69 lm	
LED Flux=2122,64lm LED Power=22W Eff=76% EfcLed=96lm/W EfcLum=73lm/W Ra=90 SDCM=2 L90(20K)=118000h							
C.I.E.	99	100	100	100	100	D DIN 5040	A60
F UTE	--					B NBN	BZ 1

Width at 50.00 % of Max Intensity

H[m]	1.00	2.00	3.00	4.00	5.00	H[m]	1.00	2.00	3.00	4.00	5.00
OA	0.18	0.35	0.53	0.70	0.88	OC	0.18	0.35	0.53	0.70	0.88
OB	0.18	0.35	0.53	0.70	0.88	OD	0.18	0.35	0.53	0.70	0.88

	Luminous Intensities [cd/klm]									
	0	5	15	25	35	45	55	65	75	85
OA	8909.10	7581.68	2339.04	639.54	40.13	11.32	3.94	2.52	1.79	0.84
OB	8909.10	7581.68	2339.04	639.54	40.13	11.32	3.94	2.52	1.79	0.84
OC	8909.10	7581.68	2339.04	639.54	40.13	11.32	3.94	2.52	1.79	0.84
OD	8909.10	7581.68	2339.04	639.54	40.13	11.32	3.94	2.52	1.79	0.84



H[m]	D[m]	Max lux	Med lux	Alpha=10.0°+10.0°	G=0.0
1.00	0.35	8909	5681		
2.00	0.70	2227	1420		
3.00	1.05	990	631		
4.00	1.41	557	355		
5.00	1.76	356	227		