

## Luminaire

Code AF19705+AF95201  
 Name SHARP RECESSED TRIM 12X 36W 927 FLOOD SILVER EXT.DRV + SCREEN 4X WHITE

## Measurem.

Code FTS1901996-A  
 Name SHARP RECESSED TRIM 12X 36W 927 FLOOD SILVER EXT.DRV + SCREEN 4X WHITE

Luminaire Flux	2409 lm	Luminaire Power	33.0 W	Efficacy	73.013 lm/W	Efficiency	100.00%
----------------	---------	-----------------	--------	----------	-------------	------------	---------

Source Flux	2409 lm	Maximum value	5541.55 cd/klm	Position	C=0.00 G=0.00	CG	Rotosymmetrical
-------------	---------	---------------	----------------	----------	---------------	----	-----------------

Rectangular Luminaire	Length	460 mm	Width	40 mm	Height	55 mm
Rectangular Luminous Area	Length	444 mm	Width	37 mm	Height	0 mm

Horizontal Luminous Area	0.016428 m2	Emitting area on Plane 180°	0.000000 m2
Emitting area on Plane 0°	0.000000 m2	Emitting area on Plane 270°	0.000000 m2
Emitting area on Plane 90°	0.000000 m2	Glare area at 76°	0.003974 m2

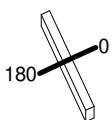
Coordinate system	CG	Symmetry Type	Rotosymmetrical
Date	25-11-2021	Maximum Gamma Angle	180
Measurement Distance	0.00	Measurement Flux	2409 lm

LED Flux=3181lm LED Power=33W Eff=76% EfcLed=96lm/W EfcLum=73lm/W CCT=2700K Ra=90 R9=50 SDCM=3 L70(6K)=272160h

C.I.E.	99 100 100 100 100
F UTE	--

D DIN 5040	A60
B NBN	BZ 1

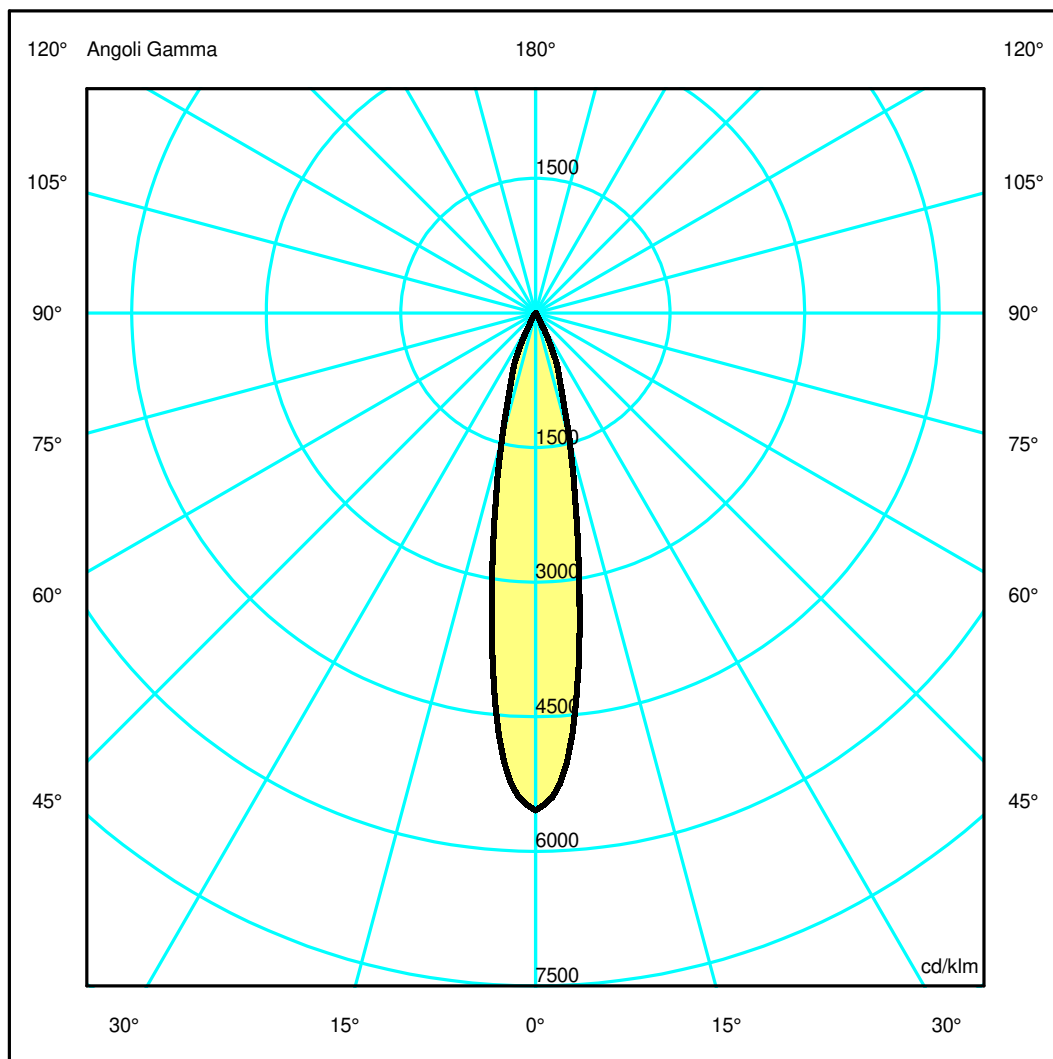
460mm x 40mm



Semipiani C

180.0 ——— 0.0

ULOR 0.00 %  
 DLOR 100.00 %  
 RN 0.00 %



## Luminaire

Code AF19705+AF95201  
 Name SHARP RECESSED TRIM 12X 36W 927 FLOOD SILVER EXT.DRV + SCREEN 4X WHITE

## Measurement

Code FTS1901996-A  
 Name SHARP RECESSED TRIM 12X 36W 927 FLOOD SILVER EXT.DRV + SCREEN 4X WHITE

Luminaire Flux	2409 lm	Luminaire Power	33.0 W	Efficacy	73.013 lm/W	Efficiency	100.00%
Source Flux	2409 lm	Maximum value	5541.55 cd/klm	Position	C=0.00 G=0.00	CG	Rotosymmetrical
Rectangular Luminaire		Length	460 mm	Width	40 mm	Height	55 mm
Rectangular Luminous Area		Length	444 mm	Width	37 mm	Height	0 mm
Horizontal Luminous Area		0.016428 m <sup>2</sup>		Emitting area on Plane 180°		0.000000 m <sup>2</sup>	
Emitting area on Plane 0°		0.000000 m <sup>2</sup>		Emitting area on Plane 270°		0.000000 m <sup>2</sup>	
Emitting area on Plane 90°		0.000000 m <sup>2</sup>		Glare area at 76°		0.003974 m <sup>2</sup>	
Coordinate system		CG		Symmetry Type		Rotosymmetrical	
Date		25-11-2021		Maximum Gamma Angle		180	
Measurement Distance		0.00		Measurement Flux		2409 lm	

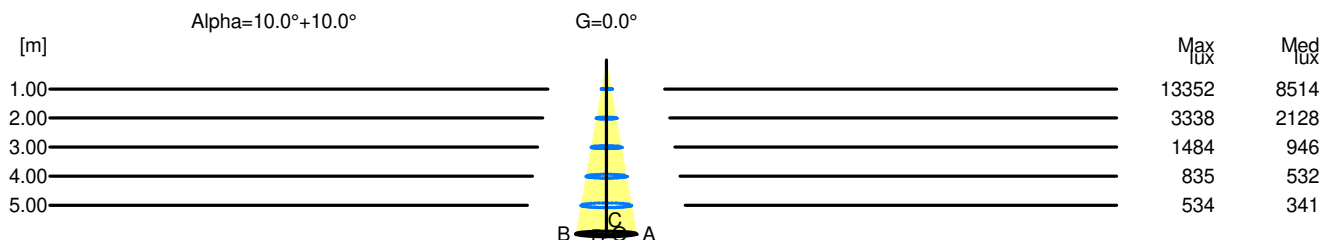
LED Flux=3181lm LED Power=33W Eff=76% EfcLed=96lm/W EfcLum=73lm/W CCT=2700K Ra=90 R9=50 SDCM=3 L70(6K)=272160h

C.I.E.	99	100	100	100	100	D DIN 5040	A60
F UTE	--					B NBN	BZ 1

Width at 50.00 % of Max Intensity

H[m]	1.00	2.00	3.00	4.00	5.00	H[m]	1.00	2.00	3.00	4.00	5.00
OA	0.18	0.35	0.53	0.70	0.88	OC	0.18	0.35	0.53	0.70	0.88
OB	0.18	0.35	0.53	0.70	0.88	OD	0.18	0.35	0.53	0.70	0.88

	Luminous Intensities [ cd/klm ]									
	0	5	15	25	35	45	55	65	75	85
OA	13352.04	11362.64	3505.51	958.47	60.14	16.97	5.90	3.78	2.68	1.26
OB	13352.04	11362.64	3505.51	958.47	60.14	16.97	5.90	3.78	2.68	1.26
OC	13352.04	11362.64	3505.51	958.47	60.14	16.97	5.90	3.78	2.68	1.26
OD	13352.04	11362.64	3505.51	958.47	60.14	16.97	5.90	3.78	2.68	1.26



H[m]	D[m]	Max lux	Med lux	Alpha=10.0°+10.0°	G=0.0
1.00	0.35	13352	8514		
2.00	0.70	3338	2128		
3.00	1.05	1484	946		
4.00	1.41	835	532		
5.00	1.76	534	341		