

Luminaire

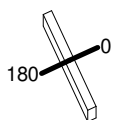
Code AF19705+AF95204
 Name SHARP RECESSED TRIM 12X 36W 927 FLOOD SILVER EXT.DRV + SCREEN 4X BLACK

Measurem.

Code FTS1901997-A
 Name SHARP RECESSED TRIM 12X 36W 927 FLOOD SILVER EXT.DRV + SCREEN 4X BLACK

Luminaire Flux	2371 lm	Luminaire Power	33.0 W	Efficacy	71.847 lm/W	Efficiency	100.00%
Source Flux	2371 lm	Maximum value	5604.42 cd/klm	Position	C=0.00 G=0.00	CG	Rotosymmetrical
Rectangular Luminaire		Length	460 mm	Width	40 mm	Height	55 mm
Rectangular Luminous Area		Length	444 mm	Width	37 mm	Height	0 mm
Horizontal Luminous Area		0.016428 m2		Emitting area on Plane 180°		0.000000 m2	
Emitting area on Plane 0°		0.000000 m2		Emitting area on Plane 270°		0.000000 m2	
Emitting area on Plane 90°		0.000000 m2		Glare area at 76°		0.003974 m2	
Coordinate system		CG		Symmetry Type		Rotosymmetrical	
Date		25-11-2021		Maximum Gamma Angle		180	
Measurement Distance		0.00		Measurement Flux		2371 lm	
LED Flux=3181lm LED Power=33W Eff=75% EfcLed=96lm/W EfcLum=72lm/W CCT=2700K Ra=90 R9=50 SDCM=3 L70(6K)=272160h							
C.I.E.	100	100	100	100	100	D DIN 5040	A60
F UTE	--					B NBN	BZ 1

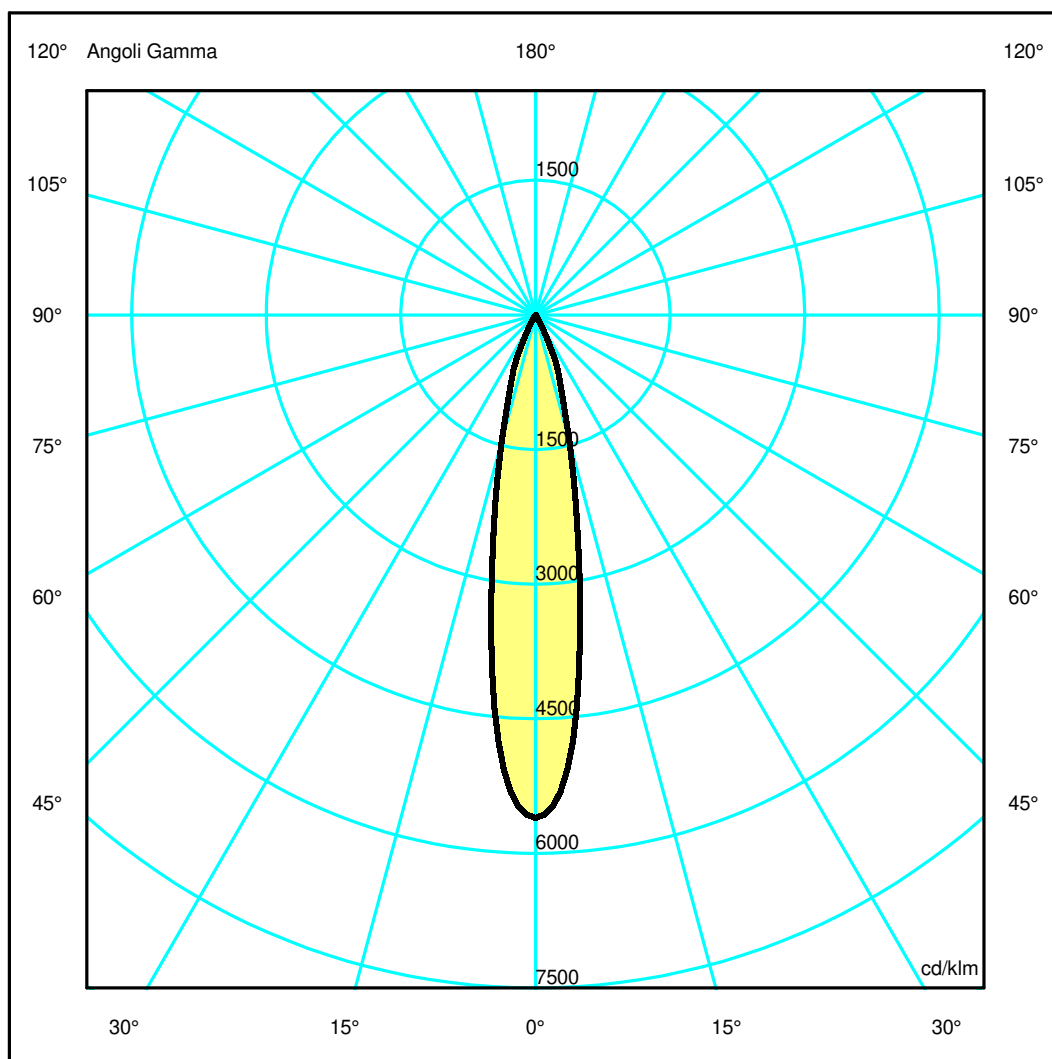
460mm x 40mm



Semipiani C

180.0 ——— 0.0

ULOR 0.00 %
 DLOR 100.00 %
 RN 0.00 %



Luminaire

Code AF19705+AF95204
 Name SHARP RECESSED TRIM 12X 36W 927 FLOOD SILVER EXT.DRV + SCREEN 4X BLACK

Measurement

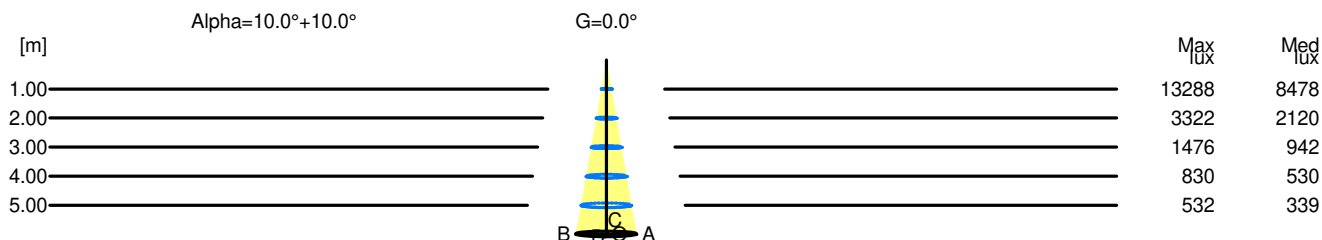
Code FTS1901997-A
 Name SHARP RECESSED TRIM 12X 36W 927 FLOOD SILVER EXT.DRV + SCREEN 4X BLACK

Luminaire Flux	2371 lm	Luminaire Power	33.0 W	Efficacy	71.847 lm/W	Efficiency	100.00%
Source Flux	2371 lm	Maximum value	5604.42 cd/klm	Position	C=0.00 G=0.00	CG	Rotosymmetrical
Rectangular Luminaire		Length	460 mm	Width	40 mm	Height	55 mm
Rectangular Luminous Area		Length	444 mm	Width	37 mm	Height	0 mm
Horizontal Luminous Area		0.016428 m2		Emitting area on Plane 180°		0.000000 m2	
Emitting area on Plane 0°		0.000000 m2		Emitting area on Plane 270°		0.000000 m2	
Emitting area on Plane 90°		0.000000 m2		Glare area at 76°		0.003974 m2	
Coordinate system		CG		Symmetry Type		Rotosymmetrical	
Date		25-11-2021		Maximum Gamma Angle		180	
Measurement Distance		0.00		Measurement Flux		2371 lm	
LED Flux=3181lm LED Power=33W Eff=75% EfcLed=96lm/W EfcLum=72lm/W CCT=2700K Ra=90 R9=50 SDCM=3 L70(6K)=272160h							
C.I.E.	100	100	100	100	D DIN 5040	A60	
F UTE	--				B NBN	BZ 1	

Width at 50.00 % of Max Intensity

H[m]	1.00	2.00	3.00	4.00	5.00	H[m]	1.00	2.00	3.00	4.00	5.00
OA	0.18	0.35	0.53	0.70	0.88	OC	0.18	0.35	0.53	0.70	0.88
OB	0.18	0.35	0.53	0.70	0.88	OD	0.18	0.35	0.53	0.70	0.88

	Luminous Intensities [cd/klm]									
	0	5	15	25	35	45	55	65	75	85
OA	13287.81	11299.11	3469.18	928.00	54.94	11.62	1.46	0.00	0.00	0.00
OB	13287.81	11299.11	3469.18	928.00	54.94	11.62	1.46	0.00	0.00	0.00
OC	13287.81	11299.11	3469.18	928.00	54.94	11.62	1.46	0.00	0.00	0.00
OD	13287.81	11299.11	3469.18	928.00	54.94	11.62	1.46	0.00	0.00	0.00



H[m]	D[m]	Max lux	Med lux	Alpha=10.0°+10.0°	G=0.0
1.00	0.35	13288	8478		
2.00	0.70	3322	2120		
3.00	1.05	1476	942		
4.00	1.40	830	530		
5.00	1.75	532	339		