

## Luminaire

Code AF24805+AF95204  
 Name SHARP RECESSED TRIM 16X 48W 927 WIDE FLOOD SILVER EXT.DRV + SCREEN 4X BLACK

## Measurem.

Code FTS1902033-A  
 Name SHARP RECESSED TRIM 16X 48W 927 WIDE FLOOD SILVER EXT.DRV + SCREEN 4X BLACK

Luminaire Flux	2969 lm	Luminaire Power	44.0 W	Efficacy	67.480 lm/W	Efficiency	100.00%
Source Flux	2969 lm	Maximum value	2630.91 cd/klm	Position	C=0.00 G=0.00	CG	Rotosymmetrical
Rectangular Luminaire		Length	608 mm	Width	40 mm	Height	55 mm
Rectangular Luminous Area		Length	592 mm	Width	37 mm	Height	0 mm
Horizontal Luminous Area		0.021904 m2		Emitting area on Plane 180°		0.000000 m2	
Emitting area on Plane 0°		0.000000 m2		Emitting area on Plane 270°		0.000000 m2	
Emitting area on Plane 90°		0.000000 m2		Glare area at 76°		0.005299 m2	
Coordinate system		CG		Symmetry Type		Rotosymmetrical	
Date		25-11-2021		Maximum Gamma Angle		180	
Measurement Distance		0.00		Measurement Flux		2969 lm	

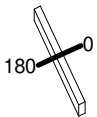
LED Flux=4242lm LED Power=44W Eff=70% EfcLed=96lm/W EfcLum=67lm/W CCT=2700K Ra=90 R9=50 SDCM=3 L70(6K)=272160h

C.I.E. 99 100 100 100 100  
 F UTE --

D DIN 5040  
 B NBN

A60  
 BZ 1

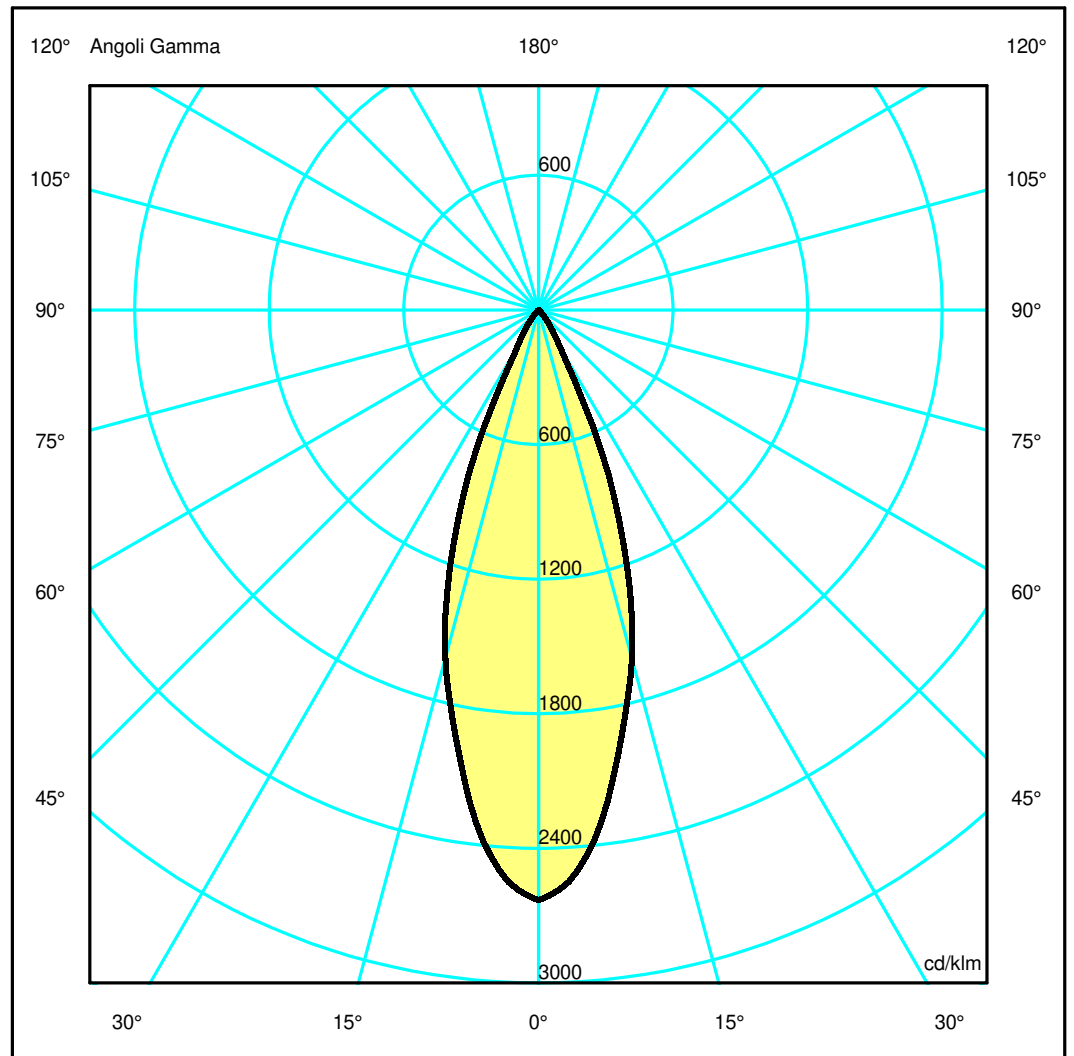
608mm x 40mm



Semipiani C

180.0 ——— 0.0

ULOR 0.00 %  
 DLOR 100.00 %  
 RN 0.00 %



## Luminaire

Code AF24805+AF95204  
 Name SHARP RECESSED TRIM 16X 48W 927 WIDE FLOOD SILVER EXT.DRV + SCREEN 4X BLACK

## Measurement

Code FTS1902033-A  
 Name SHARP RECESSED TRIM 16X 48W 927 WIDE FLOOD SILVER EXT.DRV + SCREEN 4X BLACK

Luminaire Flux	2969 lm	Luminaire Power	44.0 W	Efficacy	67.480 lm/W	Efficiency	100.00%
Source Flux	2969 lm	Maximum value	2630.91 cd/klm	Position	C=0.00 G=0.00	CG	Rotosymmetrical
Rectangular Luminaire		Length	608 mm	Width	40 mm	Height	55 mm
Rectangular Luminous Area		Length	592 mm	Width	37 mm	Height	0 mm
Horizontal Luminous Area		0.021904 m2		Emitting area on Plane 180°		0.000000 m2	
Emitting area on Plane 0°		0.000000 m2		Emitting area on Plane 270°		0.000000 m2	
Emitting area on Plane 90°		0.000000 m2		Glare area at 76°		0.005299 m2	
Coordinate system		CG		Symmetry Type		Rotosymmetrical	
Date		25-11-2021		Maximum Gamma Angle		180	
Measurement Distance		0.00		Measurement Flux		2969 lm	

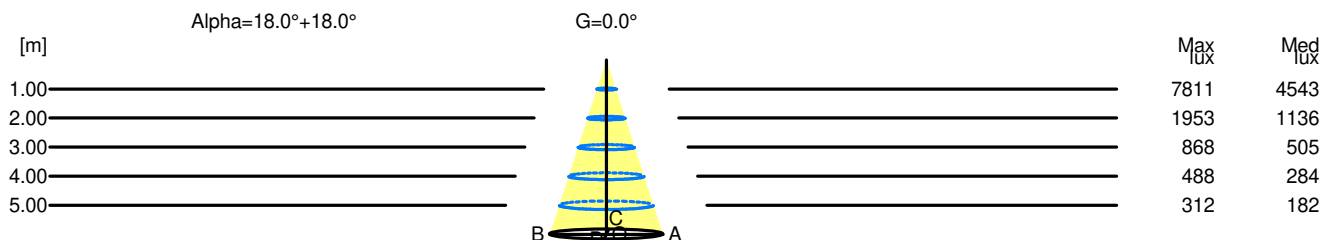
LED Flux=4242lm LED Power=44W Eff=70% EfcLed=96lm/W EfcLum=67lm/W CCT=2700K Ra=90 R9=50 SDCM=3 L70(6K)=272160h

C.I.E.	99	100	100	100	100	D DIN 5040	A60
F UTE	--					B NBN	BZ 1

Width at 50.00 % of Max Intensity

H[m]	1.00	2.00	3.00	4.00	5.00	H[m]	1.00	2.00	3.00	4.00	5.00
OA	0.33	0.65	0.98	1.30	1.63	OC	0.33	0.65	0.98	1.30	1.63
OB	0.33	0.65	0.98	1.30	1.63	OD	0.33	0.65	0.98	1.30	1.63

	Luminous Intensities [ cd/klm ]									
	0	5	15	25	35	45	55	65	75	85
OA	7811.48	7256.48	4771.61	1701.06	289.21	58.26	6.85	0.95	0.00	0.00
OB	7811.48	7256.48	4771.61	1701.06	289.21	58.26	6.85	0.95	0.00	0.00
OC	7811.48	7256.48	4771.61	1701.06	289.21	58.26	6.85	0.95	0.00	0.00
OD	7811.48	7256.48	4771.61	1701.06	289.21	58.26	6.85	0.95	0.00	0.00



H[m]	D[m]	Max lux	Med lux	Alpha=18.0°+18.0°	G=0.0
1.00	0.65	7811	4543		
2.00	1.30	1953	1136		
3.00	1.95	868	505		
4.00	2.60	488	284		
5.00	3.25	312	182		