

Luminaire

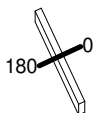
Code AF25205+AF95201
 Name SHARP RECESSED TRIM 16X 48W 930 VERY WIDE FLOOD SILVER EXT.DRV + SCREEN 4X WHITE

Measurement

Code FTS1603304
 Name SHARP RECESSED TRIM 16X 48W 930 VERY WIDE FLOOD SILVER EXT.DRV + SCREEN 4X WHITE

Luminaire Flux	3115.61 lm	Luminaire Power	44.00 W	Efficacy	70.81 lm/W	Efficiency	100.00%
Lamps Flux	3115.61 lm	Maximum value	1406.35 cd/klm	Position	C=0.00 G=1.00	CG	Rotosymmetrical
Rectangular Luminaire		Length	612 mm	Width	40 mm	Height	55 mm
Rectangular Luminous Area		Length	592 mm	Width	37 mm	Height	0 mm
Horizontal Luminous Area		0.021904 m2		Emitting area on Plane 180°		0.000000 m2	
Emitting area on Plane 0°		0.000000 m2		Emitting area on Plane 270°		0.000000 m2	
Emitting area on Plane 90°		0.000000 m2		Glare area at 76°		0.005299 m2	
Coordinate system		CG		Symmetry Type		Rotosymmetrical	
Date		17-07-2017		Maximum Gamma Angle		180	
Measurement Distance		0.00		Measurement Flux		3115.61 lm	
LED Flux=4245,28lm LED Power=44W Eff=73% EfcLed=96lm/W EfcLum=71lm/W Ra=90 SDCM=2 L90(20K)=118000h							
C.I.E.	97 99 100 100 100			D DIN 5040	A60		
F UTE	--			B NBN	BZ 1		

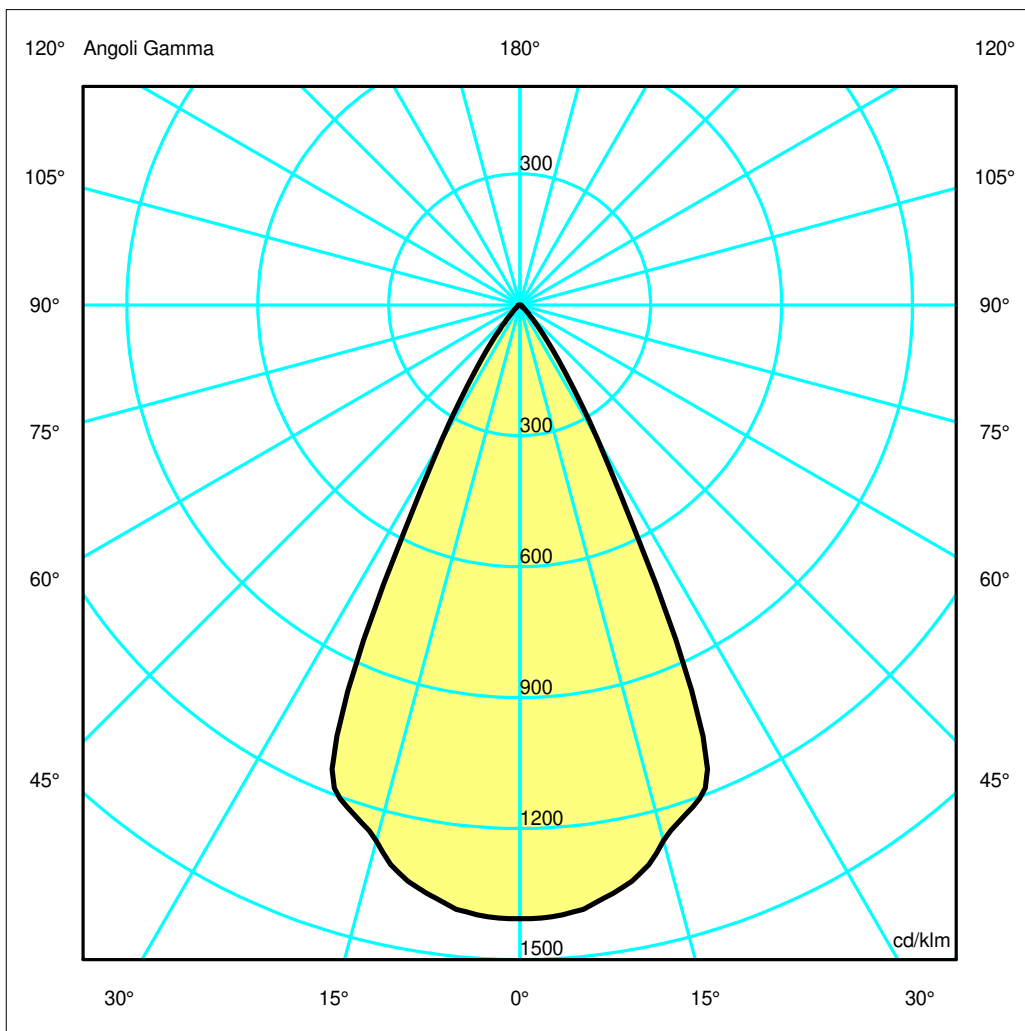
612mm x 40mm



Semipiani C

180.0 ——— 0.0

ULOR 0.00 %
 DLOR 100.00 %
 RN 0.00 %



Luminaire

Code AF25205+AF95201
 Name SHARP RECESSED TRIM 16X 48W 930 VERY WIDE FLOOD SILVER EXT.DRV + SCREEN 4X WHITE

Measur.

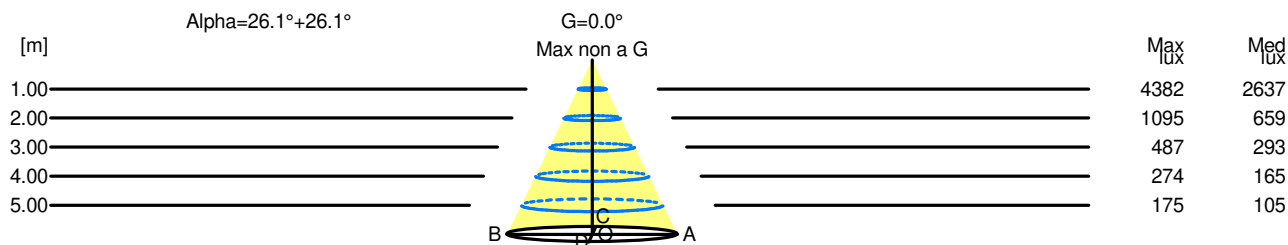
Code FTS1603304
 Name SHARP RECESSED TRIM 16X 48W 930 VERY WIDE FLOOD SILVER EXT.DRV + SCREEN 4X WHITE

Luminaire Flux	3115.61 lm	Luminaire Power	44.00 W	Efficacy	70.81 lm/W	Efficiency	100.00%
Lamps Flux	3115.61 lm	Maximum value	1406.35 cd/klm	Position	C=0.00 G=1.00	CG	Rotosymmetrical
Rectangular Luminaire		Length	612 mm	Width	40 mm	Height	55 mm
Rectangular Luminous Area		Length	592 mm	Width	37 mm	Height	0 mm
Horizontal Luminous Area		0.021904 m2		Emitting area on Plane 180°		0.000000 m2	
Emitting area on Plane 0°		0.000000 m2		Emitting area on Plane 270°		0.000000 m2	
Emitting area on Plane 90°		0.000000 m2		Glare area at 76°		0.005299 m2	
Coordinate system		CG		Symmetry Type		Rotosymmetrical	
Date		17-07-2017		Maximum Gamma Angle		180	
Measurement Distance		0.00		Measurement Flux		3115.61 lm	
LED Flux=4245,28lm LED Power=44W Eff=73% EfcLed=96lm/W EfcLum=71lm/W Ra=90 SDCM=2 L90(20K)=118000h							
C.I.E.	97 99 100 100 100			D DIN 5040	A60		
F UTE	--			B NBN	BZ 1		

Width at 50.00 % of Max Intensity

H[m]	1.00	2.00	3.00	4.00	5.00	H[m]	1.00	2.00	3.00	4.00	5.00
OA	0.49	0.98	1.47	1.96	2.45	OC	0.49	0.98	1.47	1.96	2.45
OB	0.49	0.98	1.47	1.96	2.45	OD	0.49	0.98	1.47	1.96	2.45

	Luminous Intensities [cd/klm]									
	0	5	15	25	35	45	55	65	75	85
OA	4381.62	4350.35	3960.00	2636.18	483.07	83.97	19.67	12.57	8.25	3.08
OB	4381.62	4350.35	3960.00	2636.18	483.07	83.97	19.67	12.57	8.25	3.08
OC	4381.62	4350.35	3960.00	2636.18	483.07	83.97	19.67	12.57	8.25	3.08
OD	4381.62	4350.35	3960.00	2636.18	483.07	83.97	19.67	12.57	8.25	3.08



H[m]	D[m]	Max lux	Med lux	Alpha=26.1°+26.1°	G=0.0 Max non a G
1.00	0.98	4382	2637		
2.00	1.96	1095	659		
3.00	2.94	487	293		
4.00	3.91	274	165		
5.00	4.89	175	105		