

Luminaire

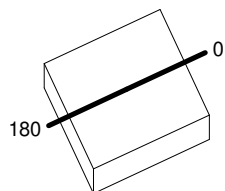
Code AF31004+AF95001
 Name SHARP SMD.1X 3W 927 FL EXD NRO+ SCREEN 1X WHITE

Measurem.

Code FTS1901795
 Name SHARP SMD.1X 3W 927 FL EXD NRO+ SCREEN 1X WHITE

Luminaire Flux	188.63 lm	Luminaire Power	3.50 W	Efficacy	53.89 lm/W	Efficiency	100.00%
Lamps Flux	188.63 lm	Maximum value	5541.55 cd/klm	Position	C=0.00 G=0.00	CG	Rotosymmetrical
Rectangular Luminaire		Length	41 mm	Width	45 mm	Height	90 mm
Rectangular Luminous Area		Length	37 mm	Width	37 mm	Height	0 mm
Horizontal Luminous Area		0.001369 m2		Emitting area on Plane 180°		0.000000 m2	
Emitting area on Plane 0°		0.000000 m2		Emitting area on Plane 270°		0.000000 m2	
Emitting area on Plane 90°		0.000000 m2		Glare area at 76°		0.000331 m2	
Coordinate system		CG		Symmetry Type		Rotosymmetrical	
Date		21-02-2017		Maximum Gamma Angle		180	
Measurement Distance		0.00		Measurement Flux		188.63 lm	
LED Flux=249.05lm LED Power=3.5W Eff=76% EfcLed=71lm/W EfcLum=54lm/W CCT=2700K Ra=90 SDCM=2 L90(20K)=118000h							
C.I.E.	99	100	100	100	D DIN 5040	A60	
F UTE	--				B NBN	BZ 1	

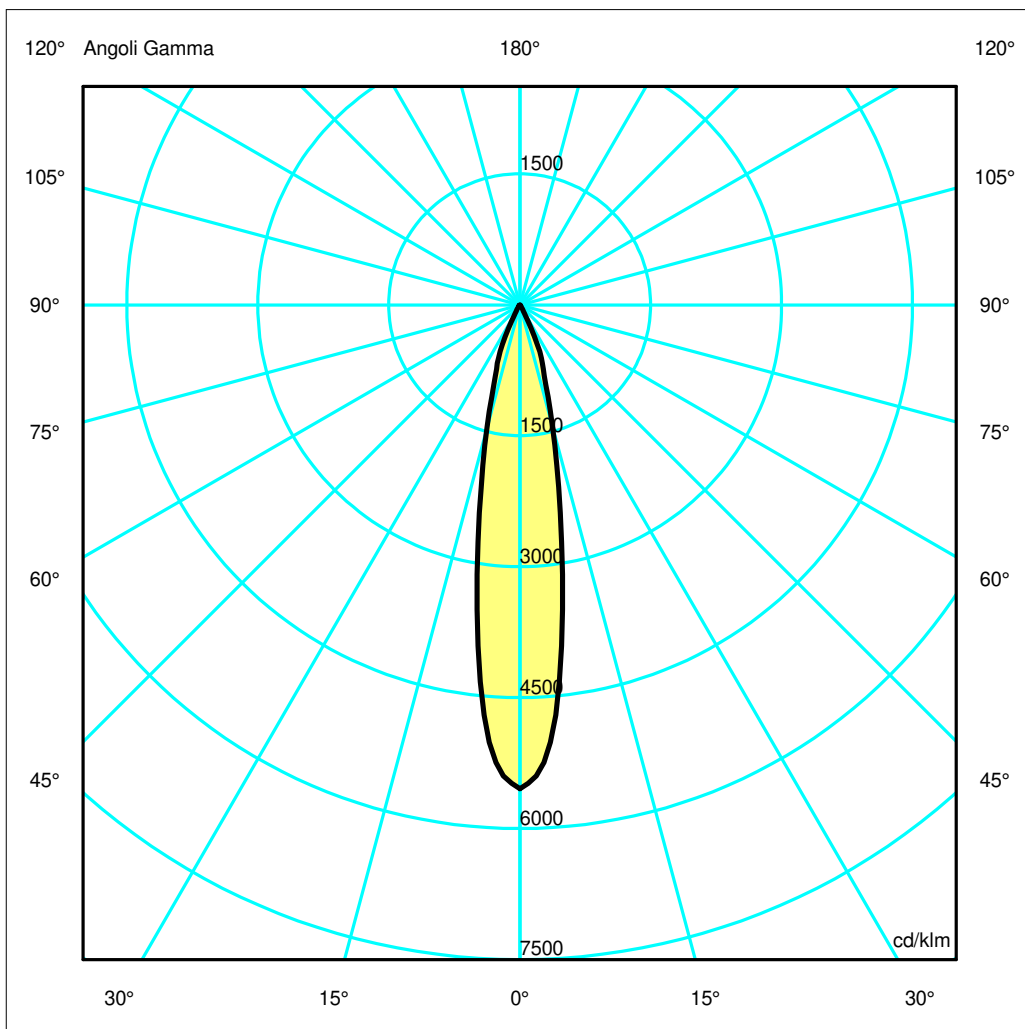
41mm x 45mm



Semipiani C

180.0 — 0.0

ULOR 0.00 %
 DLOR 100.00 %
 RN 0.00 %



Luminaire

Code AF31004+AF95001
Name SHARP SMD.1X 3W 927 FL EXD NRO+ SCREEN 1X WHITE

Measurerm.

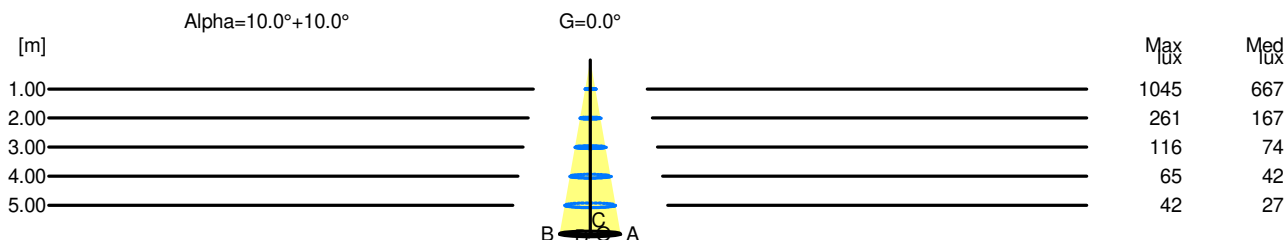
Code FTS1901795
Name SHARP SMD.1X 3W 927 FL EXD NRO+ SCREEN 1X WHITE

Luminaire Flux	188.63 lm	Luminaire Power	3.50 W	Efficacy	53.89 lm/W	Efficiency	100.00%
Lamps Flux	188.63 lm	Maximum value	5541.55 cd/klm	Position	C=0.00 G=0.00	CG	Rotosymmetrical
Rectangular Luminaire		Length	41 mm	Width	45 mm	Height	90 mm
Rectangular Luminous Area		Length	37 mm	Width	37 mm	Height	0 mm
Horizontal Luminous Area		0.001369 m2		Emitting area on Plane 180°		0.000000 m2	
Emitting area on Plane 0°		0.000000 m2		Emitting area on Plane 270°		0.000000 m2	
Emitting area on Plane 90°		0.000000 m2		Glare area at 76°		0.000331 m2	
Coordinate system		CG		Symmetry Type		Rotosymmetrical	
Date		21-02-2017		Maximum Gamma Angle		180	
Measurement Distance		0.00		Measurement Flux		188.63 lm	
LED Flux=249.05lm LED Power=3.5W Eff=76% EfcLed=71lm/W EfcLum=54lm/W CCT=2700K Ra=90 SDCM=2 L90(20K)=118000h							
C.I.E.	99	100	100	100	100	D DIN 5040	A60
F UTE	--					B NBN	BZ 1

Width at 50.00 % of Max Intensity

H[m]	1.00	2.00	3.00	4.00	5.00	H[m]	1.00	2.00	3.00	4.00	5.00
OA	0.18	0.35	0.53	0.70	0.88	OC	0.18	0.35	0.53	0.70	0.88
OB	0.18	0.35	0.53	0.70	0.88	OD	0.18	0.35	0.53	0.70	0.88

	Luminous Intensities [cd/klm]									
	0	5	15	25	35	45	55	65	75	85
OA	1045.30	889.56	274.44	75.04	4.71	1.33	0.46	0.30	0.21	0.10
OB	1045.30	889.56	274.44	75.04	4.71	1.33	0.46	0.30	0.21	0.10
OC	1045.30	889.56	274.44	75.04	4.71	1.33	0.46	0.30	0.21	0.10
OD	1045.30	889.56	274.44	75.04	4.71	1.33	0.46	0.30	0.21	0.10



H[m]	D[m]	Max lux	Med lux	Alpha=10.0°+10.0°	G=0.0
1.00	0.35	1045	667		
2.00	0.70	261	167		
3.00	1.05	116	74		
4.00	1.41	65	42		
5.00	1.76	42	27		