

## Luminaire

Code AF36101+AF95104  
 Name SHARP SMD.2X 5,5W 927 WF EXD BCO+ SCREEN 2X BLACK

## Measurement

Code FTS1901851  
 Name SHARP SMD.2X 5,5W 927 WF EXD BCO+ SCREEN 2X BLACK

Luminaire Flux	371 lm	Luminaire Power	6.5 W	Efficacy	57.098 lm/W	Efficiency	100.00%
Source Flux	371 lm	Maximum value	2630.91 cd/klm	Position	C=0.00 G=0.00	CG	Rotosymmetrical
Rectangular Luminaire		Length	78 mm	Width	45 mm	Height	85 mm
Rectangular Luminous Area		Length	72 mm	Width	37 mm	Height	0 mm
Horizontal Luminous Area		0.002664 m2		Emitting area on Plane 180°		0.000000 m2	
Emitting area on Plane 0°		0.000000 m2		Emitting area on Plane 270°		0.000000 m2	
Emitting area on Plane 90°		0.000000 m2		Glare area at 76°		0.000644 m2	
Coordinate system		CG		Symmetry Type		Rotosymmetrical	
Date		09-11-2021		Maximum Gamma Angle		180	
Measurement Distance		0.00		Measurement Flux		371 lm	

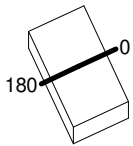
LED Flux=530lm LED Power=5.5W Eff=70% EfcLed=96lm/W EfcLum=57lm/W CCT=2700K Ra=90 R9=50 SDCM=3 L70(6K)=272160h

C.I.E. 99 100 100 100 100  
 F UTE --

D DIN 5040  
 B NBN

A60  
 BZ 1

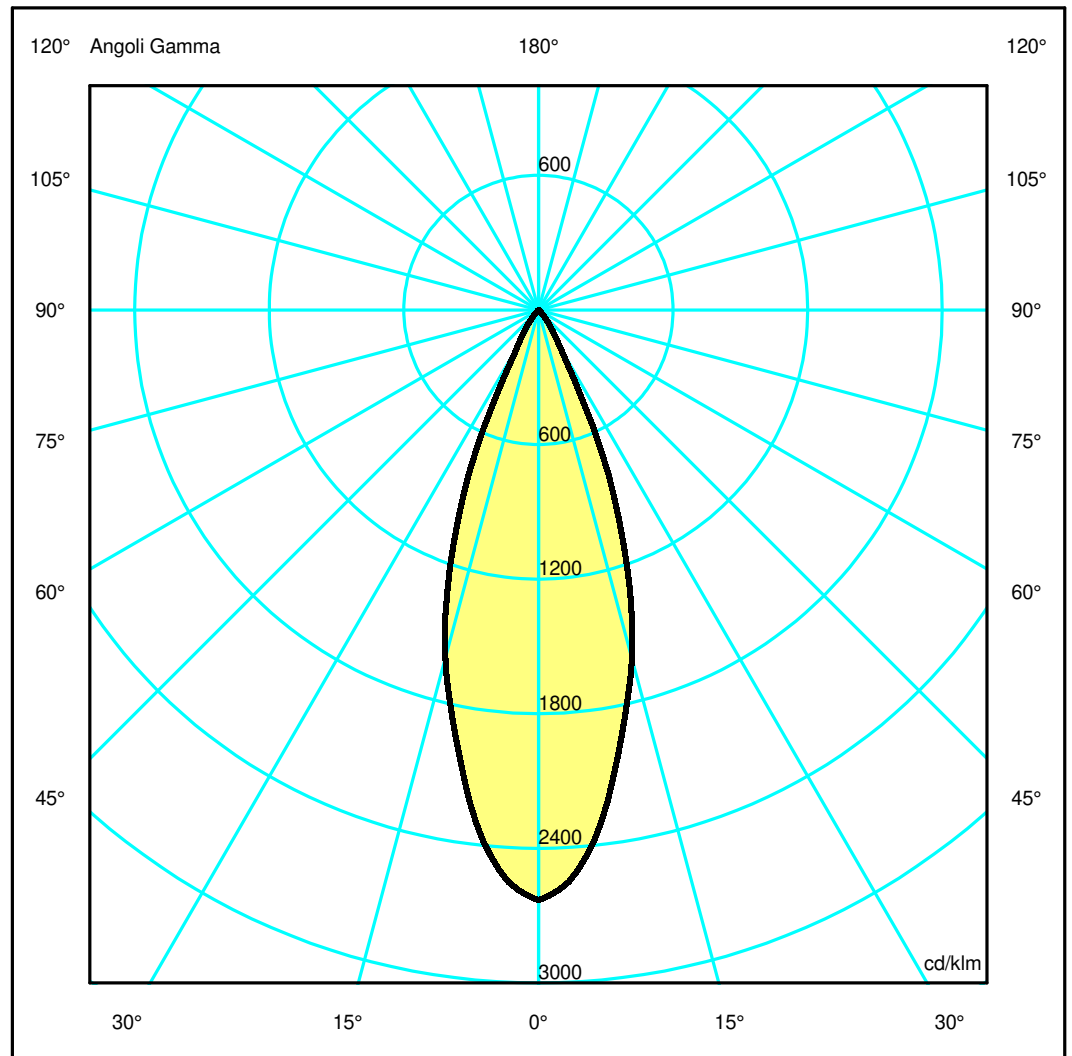
78mm x 45mm



Semipiani C

180.0 ——— 0.0

ULOR 0.00 %  
 DLOR 100.00 %  
 RN 0.00 %



## Luminaire

Code AF36101+AF95104  
Name SHARP SMD.2X 5,5W 927 WF EXD BCO+ SCREEN 2X BLACK

## Measurerm.

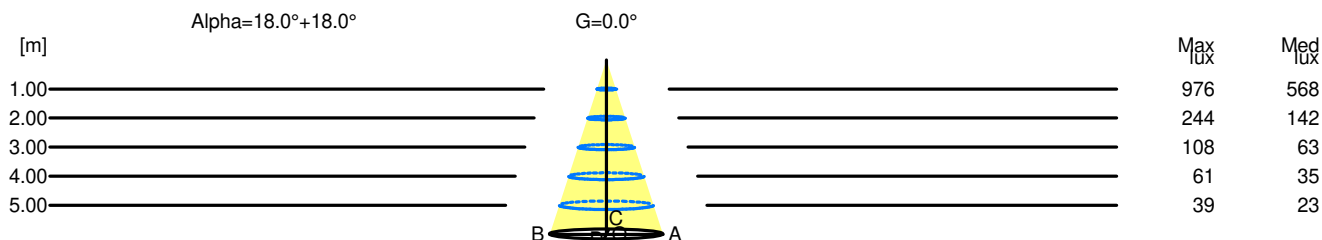
Code FTS1901851  
Name SHARP SMD.2X 5,5W 927 WF EXD BCO+ SCREEN 2X BLACK

Luminaire Flux	371 lm	Luminaire Power	6.5 W	Efficacy	57.098 lm/W	Efficiency	100.00%
Source Flux	371 lm	Maximum value	2630.91 cd/klm	Position	C=0.00 G=0.00	CG	Rotosymmetrical
Rectangular Luminaire		Length	78 mm	Width	45 mm	Height	85 mm
Rectangular Luminous Area		Length	72 mm	Width	37 mm	Height	0 mm
Horizontal Luminous Area		0.002664 m2		Emitting area on Plane 180°		0.000000 m2	
Emitting area on Plane 0°		0.000000 m2		Emitting area on Plane 270°		0.000000 m2	
Emitting area on Plane 90°		0.000000 m2		Glare area at 76°		0.000644 m2	
Coordinate system		CG		Symmetry Type		Rotosymmetrical	
Date		09-11-2021		Maximum Gamma Angle		180	
Measurement Distance		0.00		Measurement Flux		371 lm	
LED Flux=530lm LED Power=5.5W Eff=70% EfcLed=96lm/W EfcLum=57lm/W CCT=2700K Ra=90 R9=50 SDCM=3 L70(6K)=272160h							
C.I.E.	99	100	100	100		D DIN 5040	A60
F UTE	--					B NBN	BZ 1

### Width at 50.00 % of Max Intensity

H[m]	1.00	2.00	3.00	4.00	5.00	H[m]	1.00	2.00	3.00	4.00	5.00
OA	0.33	0.65	0.98	1.30	1.63	OC	0.33	0.65	0.98	1.30	1.63
OB	0.33	0.65	0.98	1.30	1.63	OD	0.33	0.65	0.98	1.30	1.63

	Luminous Intensities [ cd/klm ]									
	0	5	15	25	35	45	55	65	75	85
OA	976.43	907.06	596.45	212.63	36.15	7.28	0.86	0.12	0.00	0.00
OB	976.43	907.06	596.45	212.63	36.15	7.28	0.86	0.12	0.00	0.00
OC	976.43	907.06	596.45	212.63	36.15	7.28	0.86	0.12	0.00	0.00
OD	976.43	907.06	596.45	212.63	36.15	7.28	0.86	0.12	0.00	0.00



H[m]	D[m]	Max lux	Med lux	Alpha=18.0°+18.0°	G=0.0
1.00	0.65	976	568		
2.00	1.30	244	142		
3.00	1.95	108	63		
4.00	2.60	61	35		
5.00	3.25	39	23		