

## Luminaire

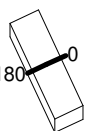
Code AF41004+AF95204  
 Name SHARP SMD.4X 11W 927 FL EXD NRO+ SCREEN 4X BLACK

## Measurement

Code FTS1901884-A  
 Name SHARP SMD.4X 11W 927 FL EXD NRO+ SCREEN 4X BLACK

Luminaire Flux	790 lm	Luminaire Power	12.0 W	Efficacy	65.860 lm/W	Efficiency	100.00%
Source Flux	790 lm	Maximum value	5604.42 cd/klm	Position	C=0.00 G=0.00	CG	Rotosymmetrical
Rectangular Luminaire		Length	152 mm	Width	45 mm	Height	90 mm
Rectangular Luminous Area		Length	148 mm	Width	37 mm	Height	0 mm
Horizontal Luminous Area		0.005476 m <sup>2</sup>		Emitting area on Plane 180°		0.000000 m <sup>2</sup>	
Emitting area on Plane 0°		0.000000 m <sup>2</sup>		Emitting area on Plane 270°		0.000000 m <sup>2</sup>	
Emitting area on Plane 90°		0.000000 m <sup>2</sup>		Glare area at 76°		0.001325 m <sup>2</sup>	
Coordinate system		CG		Symmetry Type		Rotosymmetrical	
Date		11-11-2021		Maximum Gamma Angle		180	
Measurement Distance		0.00		Measurement Flux		790 lm	
LED Flux=1060lm LED Power=11W Eff=75% EfcLed=96lm/W EfcLum=66lm/W CCT=2700K Ra=90 R9=50 SDCM=3 L70(6K)=272160h							
C.I.E.	100	100	100	100	D DIN 5040	A60	
F UTE	--				B NBN	BZ 1	

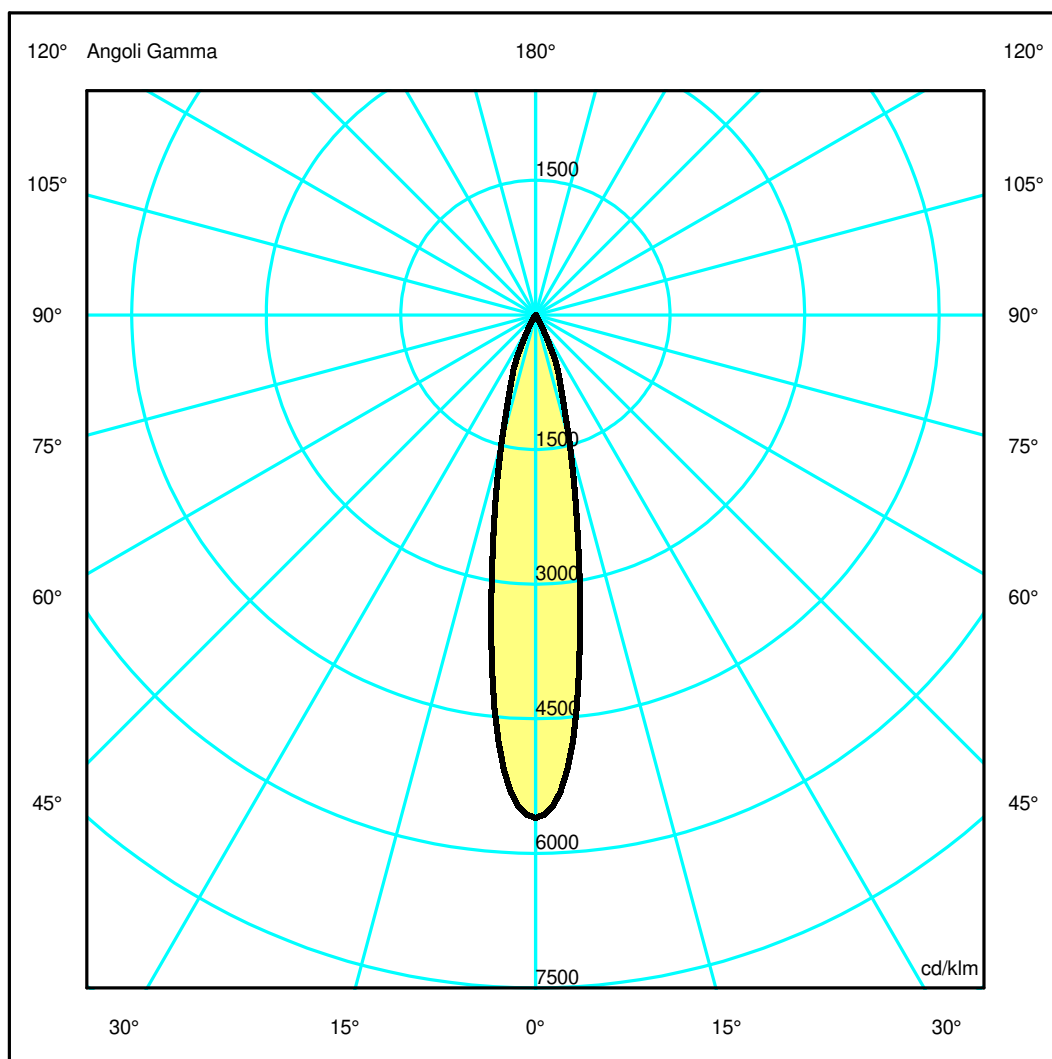
152mm x 45mm



Semipiani C

180.0 ——— 0.0

ULOR 0.00 %  
 DLOR 100.00 %  
 RN 0.00 %



## Luminaire

Code AF41004+AF95204  
 Name SHARP SMD.4X 11W 927 FL EXD NRO+ SCREEN 4X BLACK

## Measur.

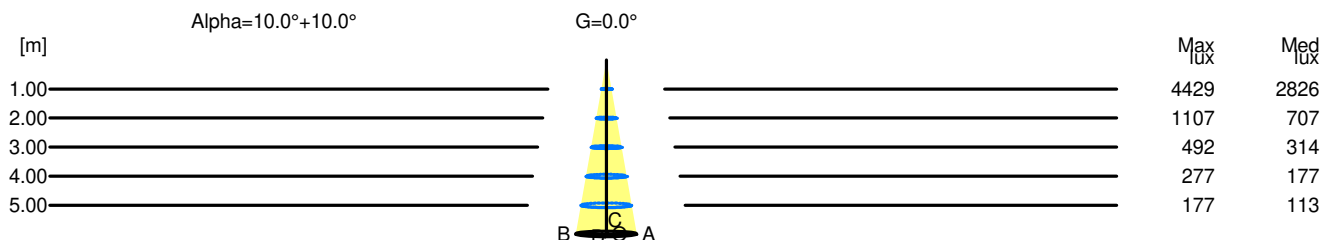
Code FTS1901884-A  
 Name SHARP SMD.4X 11W 927 FL EXD NRO+ SCREEN 4X BLACK

Luminaire Flux	790 lm	Luminaire Power	12.0 W	Efficacy	65.860 lm/W	Efficiency	100.00%
Source Flux	790 lm	Maximum value	5604.42 cd/klm	Position	C=0.00 G=0.00	CG	Rotosymmetrical
Rectangular Luminaire		Length	152 mm	Width	45 mm	Height	90 mm
Rectangular Luminous Area		Length	148 mm	Width	37 mm	Height	0 mm
Horizontal Luminous Area		0.005476 m2		Emitting area on Plane 180°		0.000000 m2	
Emitting area on Plane 0°		0.000000 m2		Emitting area on Plane 270°		0.000000 m2	
Emitting area on Plane 90°		0.000000 m2		Glare area at 76°		0.001325 m2	
Coordinate system		CG		Symmetry Type		Rotosymmetrical	
Date		11-11-2021		Maximum Gamma Angle		180	
Measurement Distance		0.00		Measurement Flux		790 lm	
LED Flux=1060lm LED Power=11W Eff=75% EfcLed=96lm/W EfcLum=66lm/W CCT=2700K Ra=90 R9=50 SDCM=3 L70(6K)=272160h							
C.I.E.	100	100	100	100	100	D DIN 5040	A60
F UTE	--					B NBN	BZ 1

Width at 50.00 % of Max Intensity

H[m]	1.00	2.00	3.00	4.00	5.00	H[m]	1.00	2.00	3.00	4.00	5.00
OA	0.18	0.35	0.53	0.70	0.88	OC	0.18	0.35	0.53	0.70	0.88
OB	0.18	0.35	0.53	0.70	0.88	OD	0.18	0.35	0.53	0.70	0.88

	Luminous Intensities [ cd/klm ]									
	0	5	15	25	35	45	55	65	75	85
OA	4429.29	3766.38	1156.40	309.33	18.31	3.87	0.49	0.00	0.00	0.00
OB	4429.29	3766.38	1156.40	309.33	18.31	3.87	0.49	0.00	0.00	0.00
OC	4429.29	3766.38	1156.40	309.33	18.31	3.87	0.49	0.00	0.00	0.00
OD	4429.29	3766.38	1156.40	309.33	18.31	3.87	0.49	0.00	0.00	0.00



H[m]	D[m]	Max lux	Med lux	Alpha=10.0°+10.0°	G=0.0
1.00	0.35	4429	2826		
2.00	0.70	1107	707		
3.00	1.05	492	314		
4.00	1.40	277	177		
5.00	1.75	177	113		