

Luminaire

Code AF45705+AF95204
 Name SHARP SMD.8X 22W 927 FL ND SIL+ SCREEN 4X BLACK

Measurem.

Code FTS1902129-A
 Name SHARP SMD.8X 22W 927 FL ND SIL+ SCREEN 4X BLACK

Luminaire Flux	1581 lm	Luminaire Power	24.0 W	Efficacy	65.860 lm/W	Efficiency	100.00%
----------------	---------	-----------------	--------	----------	-------------	------------	---------

Source Flux	1581 lm	Maximum value	5604.42 cd/klm	Position	C=0.00 G=0.00	CG	Rotosymmetrical
-------------	---------	---------------	----------------	----------	---------------	----	-----------------

Rectangular Luminaire	Length	300 mm	Width	45 mm	Height	85 mm
Rectangular Luminous Area	Length	296 mm	Width	37 mm	Height	0 mm

Horizontal Luminous Area	0.010952 m2	Emitting area on Plane 180°	0.000000 m2
Emitting area on Plane 0°	0.000000 m2	Emitting area on Plane 270°	0.000000 m2
Emitting area on Plane 90°	0.000000 m2	Glare area at 76°	0.002650 m2

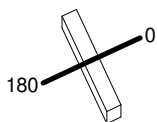
Coordinate system	CG	Symmetry Type	Rotosymmetrical
Date	25-11-2021	Maximum Gamma Angle	180
Measurement Distance	0.00	Measurement Flux	1581 lm

LED Flux=2121lm LED Power=22W Eff=75% EfcLed=96lm/W EfcLum=66lm/W CCT=2700K Ra=90 R9=50 SDCM=3 L70(6K)=272160h

C.I.E.	100 100 100 100 100
F UTE	--

D DIN 5040	A60
B NBN	BZ 1

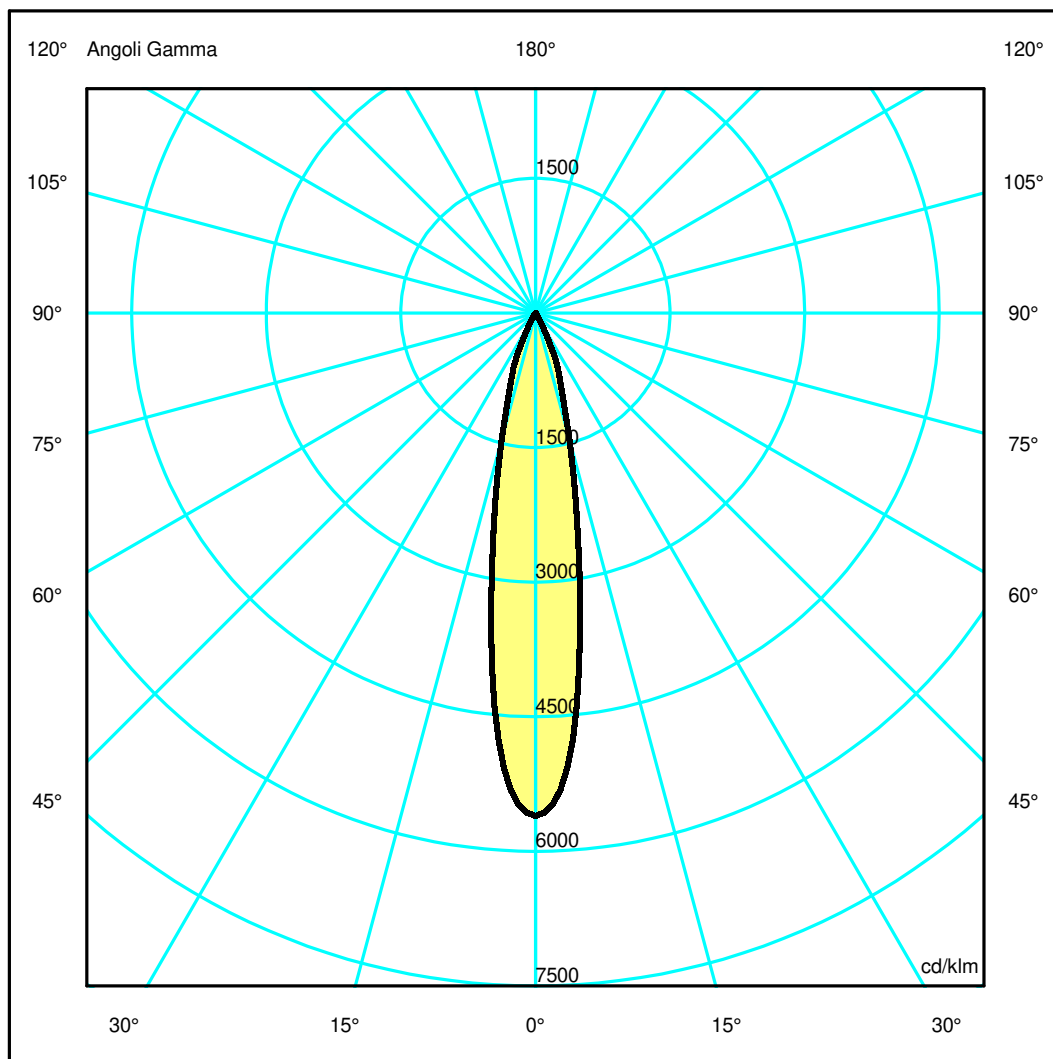
300mm x 45mm



Semipiani C

180.0 ——— 0.0

ULOR 0.00 %
 DLOR 100.00 %
 RN 0.00 %



Luminaire

Code AF45705+AF95204
Name SHARP SMD.8X 22W 927 FL ND SIL+ SCREEN 4X BLACK

Measurem.

Code FTS1902129-A
Name SHARP SMD.8X 22W 927 FL ND SIL+ SCREEN 4X BLACK

Luminaire Flux	1581 lm	Luminaire Power	24.0 W	Efficacy	65.860 lm/W	Efficiency	100.00%
Source Flux	1581 lm	Maximum value	5604.42 cd/klm	Position	C=0.00 G=0.00	CG	Rotosymmetrical
Rectangular Luminaire		Length	300 mm	Width	45 mm	Height	85 mm
Rectangular Luminous Area		Length	296 mm	Width	37 mm	Height	0 mm
Horizontal Luminous Area		0.010952 m2		Emitting area on Plane 180°		0.000000 m2	
Emitting area on Plane 0°		0.000000 m2		Emitting area on Plane 270°		0.000000 m2	
Emitting area on Plane 90°		0.000000 m2		Glare area at 76°		0.002650 m2	
Coordinate system		CG		Symmetry Type		Rotosymmetrical	
Date		25-11-2021		Maximum Gamma Angle		180	
Measurement Distance		0.00		Measurement Flux		1581 lm	

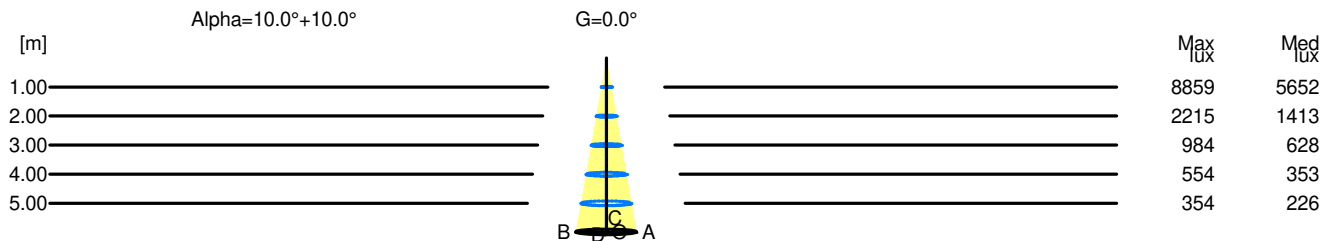
LED Flux=2121lm LED Power=22W Eff=75% EfcLed=96lm/W EfcLum=66lm/W CCT=2700K Ra=90 R9=50 SDCM=3 L70(6K)=272160h

C.I.E.	100	100	100	100	100	D DIN 5040	A60
F UTE	--					B NBN	BZ 1

Width at 50.00 % of Max Intensity

H[m]	1.00	2.00	3.00	4.00	5.00	H[m]	1.00	2.00	3.00	4.00	5.00
OA	0.18	0.35	0.53	0.70	0.88	OC	0.18	0.35	0.53	0.70	0.88
OB	0.18	0.35	0.53	0.70	0.88	OD	0.18	0.35	0.53	0.70	0.88

	Luminous Intensities [cd/klm]									
	0	5	15	25	35	45	55	65	75	85
OA	8858.52	7532.72	2312.78	618.66	36.63	7.75	0.98	0.00	0.00	0.00
OB	8858.52	7532.72	2312.78	618.66	36.63	7.75	0.98	0.00	0.00	0.00
OC	8858.52	7532.72	2312.78	618.66	36.63	7.75	0.98	0.00	0.00	0.00
OD	8858.52	7532.72	2312.78	618.66	36.63	7.75	0.98	0.00	0.00	0.00



H[m]	D[m]	Max lux	Med lux	Alpha=10.0°+10.0°	G=0.0
1.00	0.35	8859	5652		
2.00	0.70	2215	1413		
3.00	1.05	984	628		
4.00	1.40	554	353		
5.00	1.75	354	226		