

## Luminaire

Code AF47954  
Name SHARP SMD.8X 22W 927 WW DIM BCO/NRO

## Measurement

Code FTS1903493-A  
Name SHARP SMD.8X 22W 927 WW DIM BCO/NRO

Luminaire Flux	1248 lm	Luminaire Power	24.0 W	Efficacy	52.017 lm/W	Efficiency	100.00%
Source Flux	1248 lm	Maximum value	1103.17 cd/klm	Position	C=175.00 G=9.00	CG	Sym. on planes 0-180
Rectangular Luminaire		Length	300 mm	Width	45 mm	Height	85 mm
Rectangular Luminous Area		Length	290 mm	Width	32 mm	Height	0 mm
Horizontal Luminous Area		0.009280 m <sup>2</sup>		Emitting area on Plane 180°	0.000000 m <sup>2</sup>		
Emitting area on Plane 0°		0.000000 m <sup>2</sup>		Emitting area on Plane 270°	0.000000 m <sup>2</sup>		
Emitting area on Plane 90°		0.000000 m <sup>2</sup>		Glare area at 76°	0.002245 m <sup>2</sup>		
Coordinate system		CG		Symmetry Type		Sym. on planes 0-180	
Date		11-11-2021		Maximum Gamma Angle		180	
Measurement Distance		0.00		Measurement Flux		1248 lm	

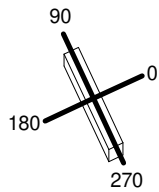
LED Flux=2079lm LED Power=22W Eff=60% EfcLed=94lm/W EfcLum=52lm/W CCT=2700K Ra=90 R9=50 SDCM=3 L70(6K)=272160h

C.I.E. 73 92 98 100 100  
F UTE 1.00 B

D DIN 5040  
B NBN

A60  
BZ 1 / 1 / BZ 2

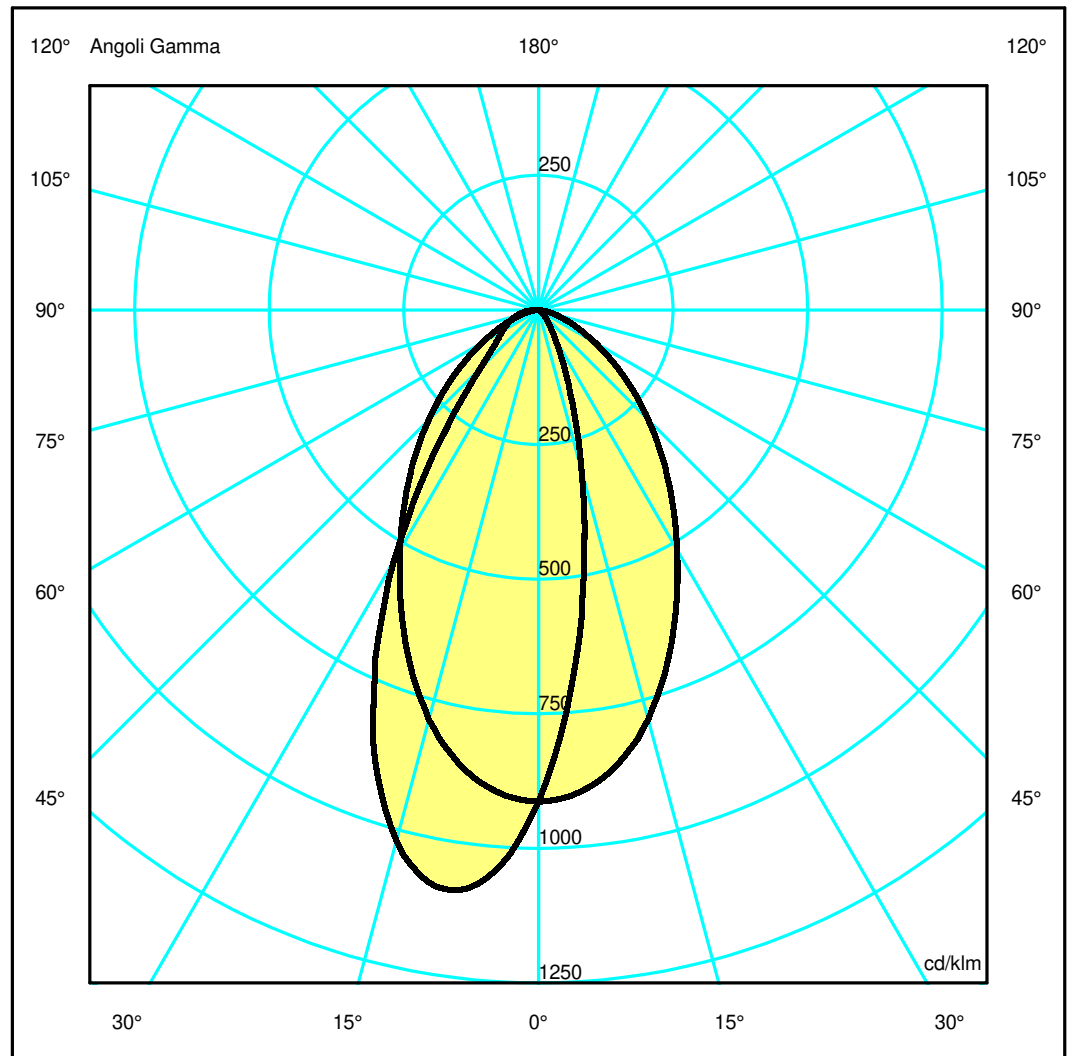
300mm x 45mm



Semipiani C

180.0 — 0.0  
270.0 — 90.0

ULOR 0.18 %  
DLOR 99.82 %  
RN 0.18 %



## Luminaire

Code AF47954  
Name SHARP SMD.8X 22W 927 WW DIM BCO/NRO

## Measurerm.

Code FTS1903493-A  
Name SHARP SMD.8X 22W 927 WW DIM BCO/NRO

Luminaire Flux	1248 lm	Luminaire Power	24.0 W	Efficacy	52.017 lm/W	Efficiency	100.00%
Source Flux	1248 lm	Maximum value	1103.17 cd/klm	Position	C=175.00 G=9.00	CG	Sym. on planes 0-180
Rectangular Luminaire		Length	300 mm	Width	45 mm	Height	85 mm
Rectangular Luminous Area		Length	290 mm	Width	32 mm	Height	0 mm
Horizontal Luminous Area		0.009280 m2		Emitting area on Plane 180°		0.000000 m2	
Emitting area on Plane 0°		0.000000 m2		Emitting area on Plane 270°		0.000000 m2	
Emitting area on Plane 90°		0.000000 m2		Glare area at 76°		0.002245 m2	
Coordinate system		CG		Symmetry Type		Sym. on planes 0-180	
Date		11-11-2021		Maximum Gamma Angle		180	
Measurement Distance		0.00		Measurement Flux		1248 lm	

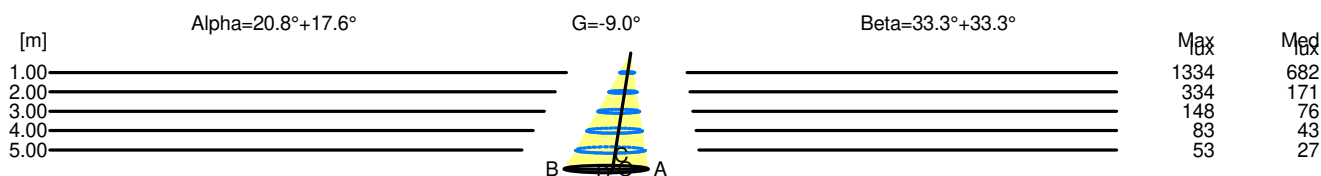
LED Flux=2079lm LED Power=22W Eff=60% EfcLed=94lm/W EfcLum=52lm/W CCT=2700K Ra=90 R9=50 SDCM=3 L70(6K)=272160h

C.I.E.	73 92 98 100 100	D DIN 5040	A60
F UTE	1.00 B	B NBN	BZ 1 / 1 / BZ 2

### Width at 50.00 % of Max Intensity

H[m]	1.00	2.00	3.00	4.00	5.00	H[m]	1.00	2.00	3.00	4.00	5.00
OA	0.31	0.62	0.93	1.24	1.55	OC	0.67	1.33	2.00	2.66	3.33
OB	0.41	0.83	1.24	1.66	2.07	OD	0.67	1.33	2.00	2.66	3.33

	Luminous Intensities [ cd/klm]									
	0	5	15	25	35	45	55	65	75	85
OA	1139.70	874.50	383.46	132.52	47.14	19.37	3.89	1.22	1.14	0.82
OB	1139.70	1318.32	1274.06	897.00	451.23	190.22	112.63	81.41	55.07	26.60
OC	1139.70	1120.80	982.60	755.02	539.67	359.74	211.57	103.72	38.87	3.60
OD	1139.70	1120.80	982.60	755.02	539.67	359.74	211.57	103.72	38.87	3.60



H[m]	D[m]	Max lux	Med lux	Alpha=20.8°+17.6°	G=-9.0
1.00	0.72	1334	682		
2.00	1.45	334	171		
3.00	2.17	148	76		
4.00	2.90	83	43		
5.00	3.62	53	27		

H[m]	D[m]	Max lux	Med lux	Beta=33.3°+33.3°	G=0.0
1.00	1.33	1334	682		
2.00	2.66	334	171		
3.00	3.99	148	76		
4.00	5.32	83	43		
5.00	6.65	53	27		