

Luminaire

Code AF50000+AF95004
 Name SHARP RECESSED TRIMLESS 1X 3W 927 FLOOD EXT.DRV + SCREEN 1X BLACK

Measurem.

Code FTS1603308
 Name SHARP RECESSED TRIMLESS 1X 3W 927 FLOOD EXT.DRV + SCREEN 1X BLACK

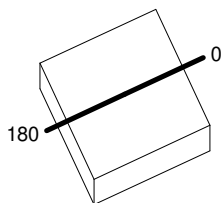
Luminaire Flux	185.62 lm	Luminaire Power	3.00 W	Efficacy	61.87 lm/W	Efficiency	100.00%
Lamps Flux	185.62 lm	Maximum value	5604.42 cd/klm	Position	C=0.00 G=0.00	CG	Rotosymmetrical
Rectangular Luminaire		Length	40 mm	Width	40 mm	Height	55 mm
Rectangular Luminous Area		Length	37 mm	Width	37 mm	Height	0 mm
Horizontal Luminous Area		0.001369 m2		Emitting area on Plane 180°		0.000000 m2	
Emitting area on Plane 0°		0.000000 m2		Emitting area on Plane 270°		0.000000 m2	
Emitting area on Plane 90°		0.000000 m2		Glare area at 76°		0.000331 m2	
Coordinate system		CG		Symmetry Type		Rotosymmetrical	
Date		21-02-2017		Maximum Gamma Angle		180	
Measurement Distance		0.00		Measurement Flux		185.62 lm	

LED Flux=249,05lm LED Power=3W Eff=75% EfcLed=83lm/W EfcLum=62lm/W CCT=2700K Ra=90 SDCM=2 L90(20K)=118000h

C.I.E. 100 100 100 100 100
 F UTE --

D DIN 5040
 B NBN
 A60
 BZ 1

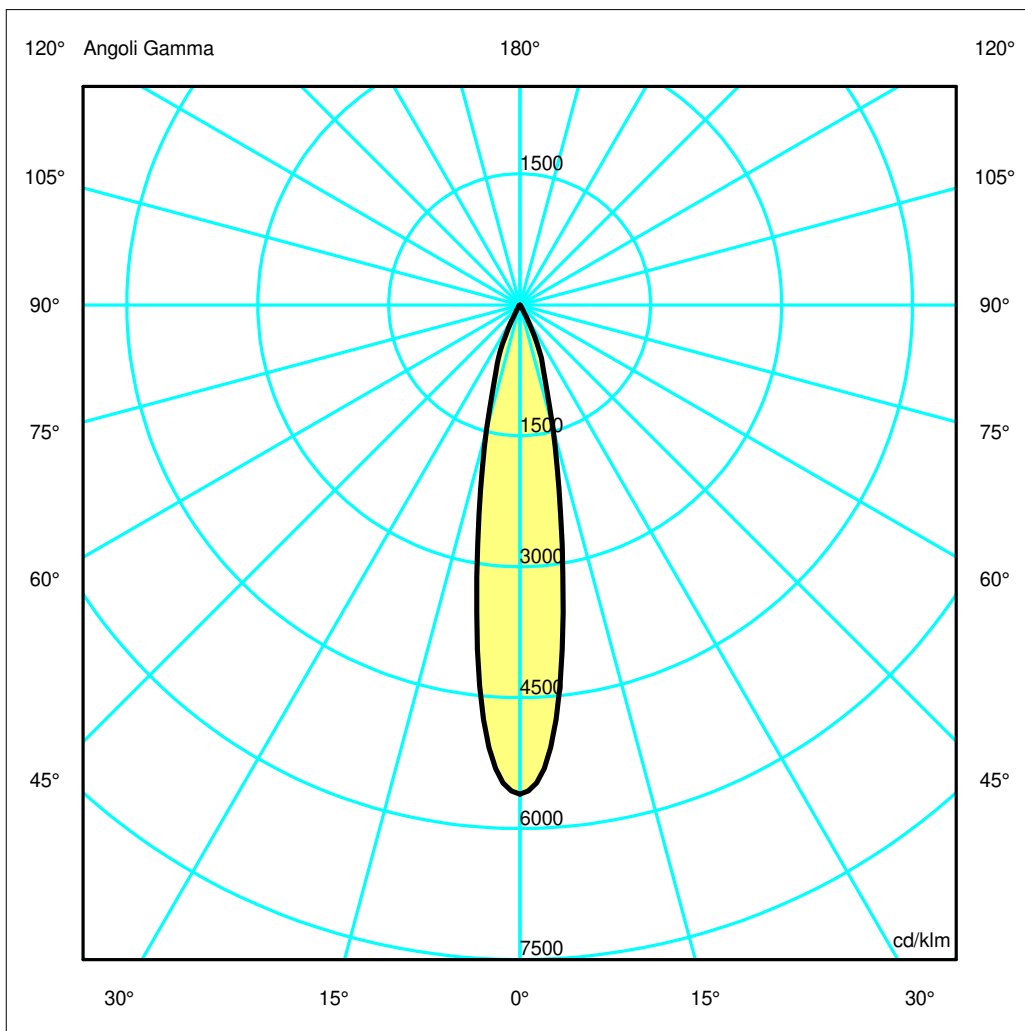
40mm x 40mm



Semipiani C

180.0 — 0.0

ULOR 0.00 %
 DLOR 100.00 %
 RN 0.00 %



Luminaire

Code AF50000+AF95004
Name SHARP RECESSED TRIMLESS 1X 3W 927 FLOOD EXT.DRV + SCREEN 1X BLACK

Measur.

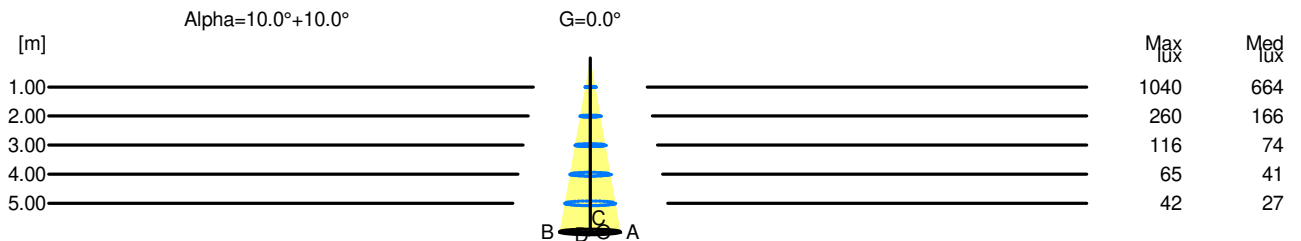
Code FTS1603308
Name SHARP RECESSED TRIMLESS 1X 3W 927 FLOOD EXT.DRV + SCREEN 1X BLACK

Luminaire Flux	185.62 lm	Luminaire Power	3.00 W	Efficacy	61.87 lm/W	Efficiency	100.00%
Lamps Flux	185.62 lm	Maximum value	5604.42 cd/klm	Position	C=0.00 G=0.00	CG	Rotosymmetrical
Rectangular Luminaire		Length	40 mm	Width	40 mm	Height	55 mm
Rectangular Luminous Area		Length	37 mm	Width	37 mm	Height	0 mm
Horizontal Luminous Area		0.001369 m2		Emitting area on Plane 180°		0.000000 m2	
Emitting area on Plane 0°		0.000000 m2		Emitting area on Plane 270°		0.000000 m2	
Emitting area on Plane 90°		0.000000 m2		Glare area at 76°		0.000331 m2	
Coordinate system		CG		Symmetry Type		Rotosymmetrical	
Date		21-02-2017		Maximum Gamma Angle		180	
Measurement Distance		0.00		Measurement Flux		185.62 lm	
LED Flux=249,05lm LED Power=3W Eff=75% EfcLed=83lm/W EfcLum=62lm/W CCT=2700K Ra=90 SDCM=2 L90(20K)=118000h							
C.I.E.	100 100 100 100 100			D DIN 5040	A60		
F UTE	--			B NBN	BZ 1		

Width at 50.00 % of Max Intensity

H[m]	1.00	2.00	3.00	4.00	5.00	H[m]	1.00	2.00	3.00	4.00	5.00
OA	0.18	0.35	0.53	0.70	0.88	OC	0.18	0.35	0.53	0.70	0.88
OB	0.18	0.35	0.53	0.70	0.88	OD	0.18	0.35	0.53	0.70	0.88

	Luminous Intensities [cd/klm]									
	0	5	15	25	35	45	55	65	75	85
OA	1040.29	884.60	271.60	72.65	4.30	0.91	0.11	0.00	0.00	0.00
OB	1040.29	884.60	271.60	72.65	4.30	0.91	0.11	0.00	0.00	0.00
OC	1040.29	884.60	271.60	72.65	4.30	0.91	0.11	0.00	0.00	0.00
OD	1040.29	884.60	271.60	72.65	4.30	0.91	0.11	0.00	0.00	0.00



H[m]	D[m]	Max lux	Med lux	Alpha=10.0°+10.0°	G=0.0
1.00	0.35	1040	664		
2.00	0.70	260	166		
3.00	1.05	116	74		
4.00	1.40	65	41		
5.00	1.75	42	27		