

Luminaire

Code AF50500+AF95004
 Name SHARP RECESSED TRIMLESS 1X 3W 930 VERY WIDE FLOOD EXT.DRV + SCREEN 1X BLACK

Measurem.

Code FTS1603313
 Name SHARP RECESSED TRIMLESS 1X 3W 930 VERY WIDE FLOOD EXT.DRV + SCREEN 1X BLACK

Luminaire Flux	190.08 lm	Luminaire Power	3.00 W	Efficacy	63.36 lm/W	Efficiency	100.00%
Lamps Flux	190.08 lm	Maximum value	1430.97 cd/klm	Position	C=0.00 G=0.00	CG	Rotosymmetrical
Rectangular Luminaire		Length	40 mm	Width	40 mm	Height	55 mm
Rectangular Luminous Area		Length	37 mm	Width	37 mm	Height	0 mm
Horizontal Luminous Area		0.001369 m2		Emitting area on Plane 180°		0.000000 m2	
Emitting area on Plane 0°		0.000000 m2		Emitting area on Plane 270°		0.000000 m2	
Emitting area on Plane 90°		0.000000 m2		Glare area at 76°		0.000331 m2	
Coordinate system		CG		Symmetry Type		Rotosymmetrical	
Date		17-07-2017		Maximum Gamma Angle		180	
Measurement Distance		0.00		Measurement Flux		190.08 lm	

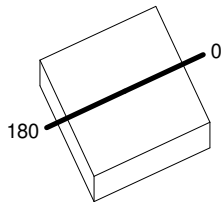
LED Flux=265,33lm LED Power=3W Eff=72% EfcLed=88lm/W EfcLum=63lm/W Ra=90 SDCM=2 L90(20K)=118000h

C.I.E. 99 100 100 100 100
 F UTE --

D DIN 5040
 B NBN

A60
 BZ 1

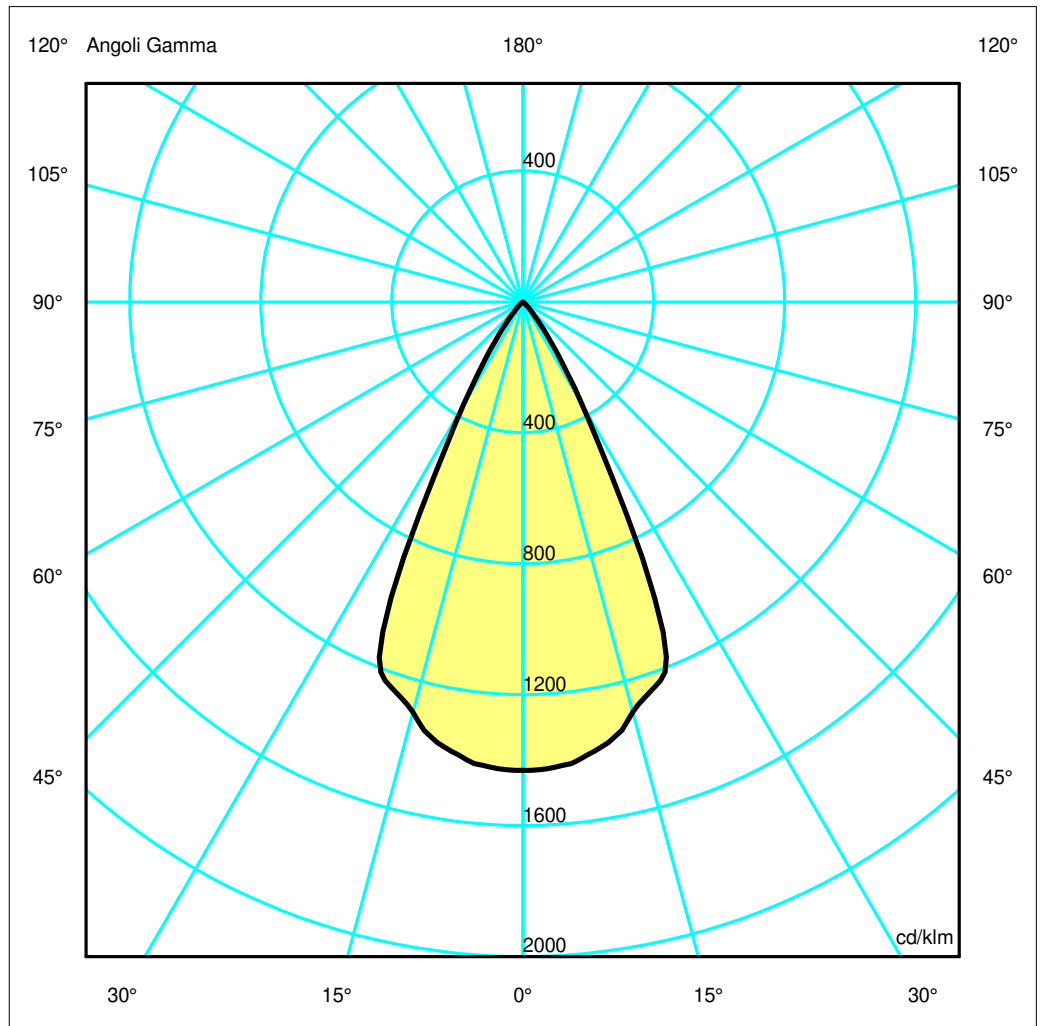
40mm x 40mm



Semipiani C

180.0 ——— 0.0

ULOR 0.00 %
 DLOR 100.00 %
 RN 0.00 %



Luminaire

Code AF50500+AF95004
 Name SHARP RECESSED TRIMLESS 1X 3W 930 VERY WIDE FLOOD EXT.DRV + SCREEN 1X BLACK

Measurerm.

Code FTS1603313
 Name SHARP RECESSED TRIMLESS 1X 3W 930 VERY WIDE FLOOD EXT.DRV + SCREEN 1X BLACK

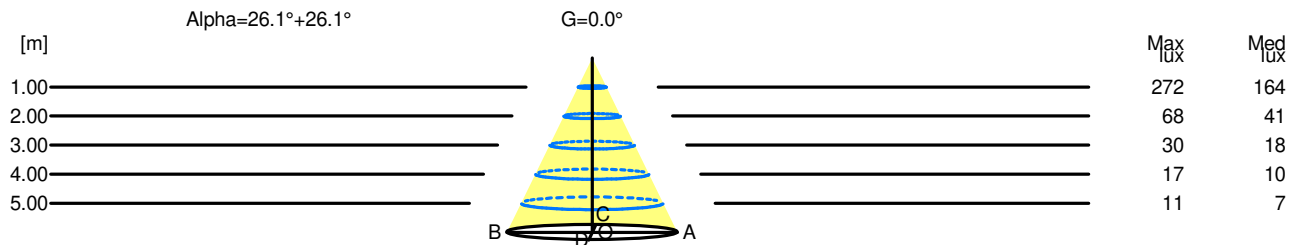
Luminaire Flux	190.08 lm	Luminaire Power	3.00 W	Efficacy	63.36 lm/W	Efficiency	100.00%
Lamps Flux	190.08 lm	Maximum value	1430.97 cd/klm	Position	C=0.00 G=0.00	CG	Rotosymmetrical
Rectangular Luminaire		Length	40 mm	Width	40 mm	Height	55 mm
Rectangular Luminous Area		Length	37 mm	Width	37 mm	Height	0 mm
Horizontal Luminous Area		0.001369 m2		Emitting area on Plane 180°		0.000000 m2	
Emitting area on Plane 0°		0.000000 m2		Emitting area on Plane 270°		0.000000 m2	
Emitting area on Plane 90°		0.000000 m2		Glare area at 76°		0.000331 m2	
Coordinate system		CG		Symmetry Type		Rotosymmetrical	
Date		17-07-2017		Maximum Gamma Angle		180	
Measurement Distance		0.00		Measurement Flux		190.08 lm	
LED Flux=265,33lm LED Power=3W Eff=72% EfcLed=88lm/W EfcLum=63lm/W Ra=90 SDCM=2 L90(20K)=118000h							
C.I.E.	99	100	100	100	100	D DIN 5040	A60
F UTE	--					B NBN	BZ 1

Width at 50.00 % of Max Intensity

H[m]	1.00	2.00	3.00	4.00	5.00	H[m]	1.00	2.00	3.00	4.00	5.00
OA	0.49	0.98	1.47	1.96	2.44	OC	0.49	0.98	1.47	1.96	2.44
OB	0.49	0.98	1.47	1.96	2.44	OD	0.49	0.98	1.47	1.96	2.44

Luminous Intensities [cd/klm]

	0	5	15	25	35	45	55	65	75	85
OA	272.00	270.04	246.57	164.01	29.04	4.24	0.33	0.00	0.00	0.00
OB	272.00	270.04	246.57	164.01	29.04	4.24	0.33	0.00	0.00	0.00
OC	272.00	270.04	246.57	164.01	29.04	4.24	0.33	0.00	0.00	0.00
OD	272.00	270.04	246.57	164.01	29.04	4.24	0.33	0.00	0.00	0.00



H[m]	D[m]	Max lux	Med lux	Alpha=26.1°+26.1°	G=0.0
1.00	0.98	272	164		
2.00	1.96	68	41		
3.00	2.93	30	18		
4.00	3.91	17	10		
5.00	4.89	11	7		