

Luminaire

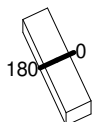
Code AF60800+AF95201
 Name SHARP RECESSED TRIMLESS 4X 12W 940 VERY WIDE FLOOD EXT.DRV + SCREEN 4X WHITE

Measurem.

Code FTS1603379
 Name SHARP RECESSED TRIMLESS 4X 12W 940 VERY WIDE FLOOD EXT.DRV + SCREEN 4X WHITE

Luminaire Flux	833.70 lm	Luminaire Power	11.01 W	Efficacy	75.72 lm/W	Efficiency	100.00%
Lamps Flux	833.70 lm	Maximum value	1406.35 cd/klm	Position	C=0.00 G=1.00	CG	Rotosymmetrical
Rectangular Luminaire		Length	150 mm	Width	40 mm	Height	55 mm
Rectangular Luminous Area		Length	148 mm	Width	37 mm	Height	0 mm
Horizontal Luminous Area		0.005476 m2		Emitting area on Plane 180°		0.000000 m2	
Emitting area on Plane 0°		0.000000 m2		Emitting area on Plane 270°		0.000000 m2	
Emitting area on Plane 90°		0.000000 m2		Glare area at 76°		0.001325 m2	
Coordinate system		CG		Symmetry Type		Rotosymmetrical	
Date		17-07-2017		Maximum Gamma Angle		180	
Measurement Distance		0.00		Measurement Flux		833.70 lm	
LED Flux=1135,98lm LED Power=11W Eff=73% EfcLed=103lm/W EfcLum=76lm/W Ra=90 SDCM=2 L90(20K)=118000h							
C.I.E.	97 99 100 100 100			D DIN 5040	A60		
F UTE	--			B NBN	BZ 1		

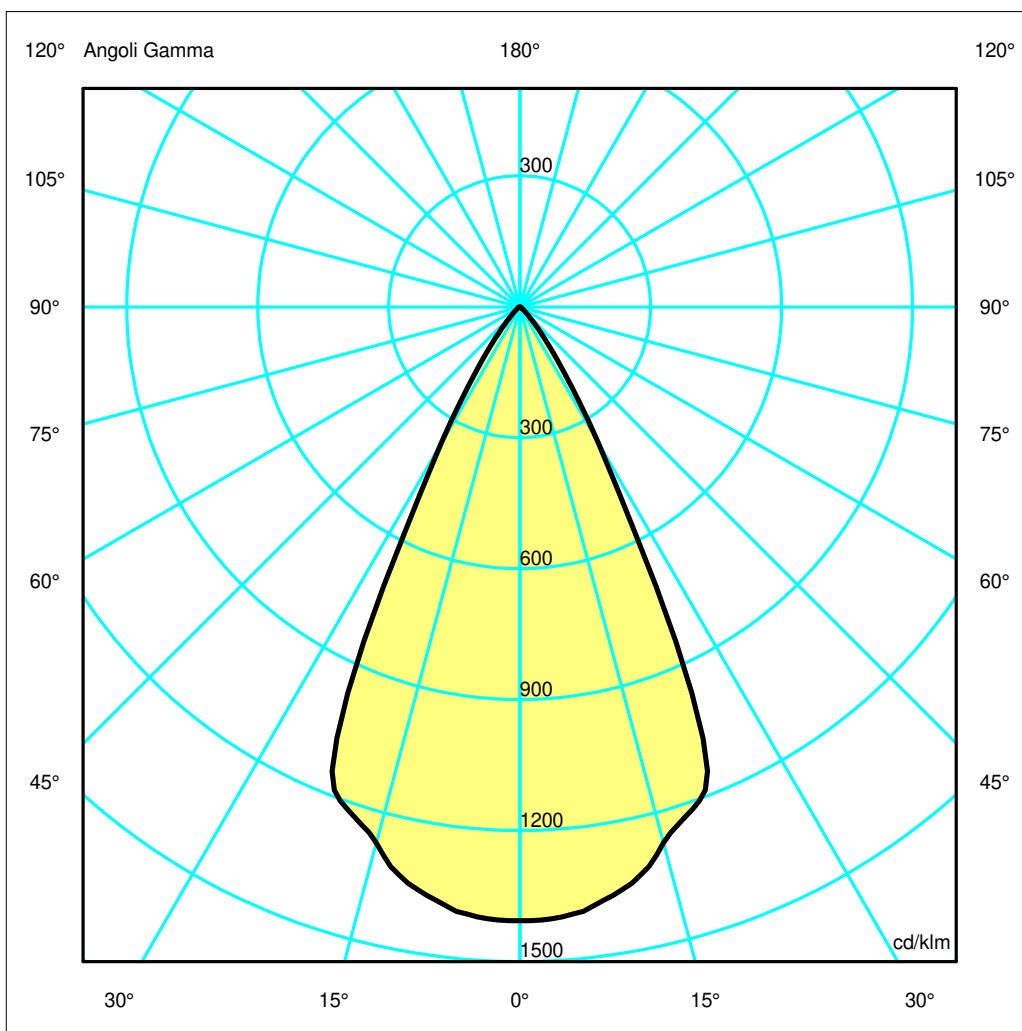
150mm x 40mm



Semipiani C

180.0 ——— 0.0

ULOR 0.00 %
 DLOR 100.00 %
 RN 0.00 %



Luminaire

Code AF60800+AF95201
 Name SHARP RECESSED TRIMLESS 4X 12W 940 VERY WIDE FLOOD EXT.DRV + SCREEN 4X WHITE

Measurement

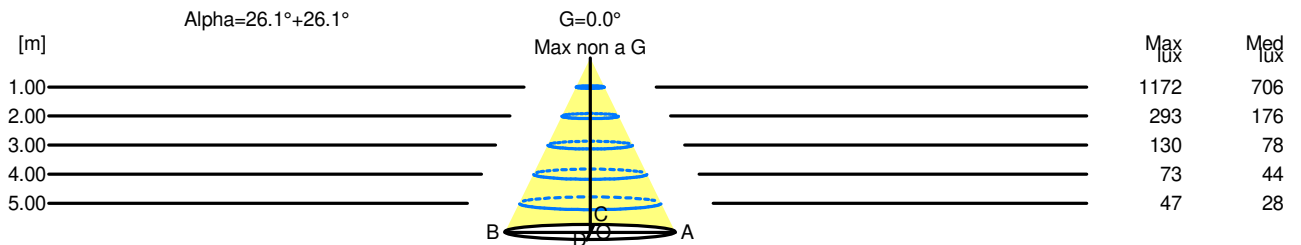
Code FTS1603379
 Name SHARP RECESSED TRIMLESS 4X 12W 940 VERY WIDE FLOOD EXT.DRV + SCREEN 4X WHITE

Luminaire Flux	833.70 lm	Luminaire Power	11.01 W	Efficacy	75.72 lm/W	Efficiency	100.00%
Lamps Flux	833.70 lm	Maximum value	1406.35 cd/klm	Position	C=0.00 G=1.00	CG	Rotosymmetrical
Rectangular Luminaire		Length	150 mm	Width	40 mm	Height	55 mm
Rectangular Luminous Area		Length	148 mm	Width	37 mm	Height	0 mm
Horizontal Luminous Area		0.005476 m2		Emitting area on Plane 180°		0.000000 m2	
Emitting area on Plane 0°		0.000000 m2		Emitting area on Plane 270°		0.000000 m2	
Emitting area on Plane 90°		0.000000 m2		Glare area at 76°		0.001325 m2	
Coordinate system		CG		Symmetry Type		Rotosymmetrical	
Date		17-07-2017		Maximum Gamma Angle		180	
Measurement Distance		0.00		Measurement Flux		833.70 lm	
LED Flux=1135,98lm LED Power=11W Eff=73% EfcLed=103lm/W EfcLum=76lm/W Ra=90 SDCM=2 L90(20K)=118000h							
C.I.E.	97 99 100 100 100			D DIN 5040	A60		
F UTE	--			B NBN	BZ 1		

Width at 50.00 % of Max Intensity

H[m]	1.00	2.00	3.00	4.00	5.00	H[m]	1.00	2.00	3.00	4.00	5.00
OA	0.49	0.98	1.47	1.96	2.45	OC	0.49	0.98	1.47	1.96	2.45
OB	0.49	0.98	1.47	1.96	2.45	OD	0.49	0.98	1.47	1.96	2.45

	Luminous Intensities [cd/klm]									
	0	5	15	25	35	45	55	65	75	85
OA	1172.47	1164.10	1059.65	705.41	129.26	22.47	5.26	3.36	2.21	0.82
OB	1172.47	1164.10	1059.65	705.41	129.26	22.47	5.26	3.36	2.21	0.82
OC	1172.47	1164.10	1059.65	705.41	129.26	22.47	5.26	3.36	2.21	0.82
OD	1172.47	1164.10	1059.65	705.41	129.26	22.47	5.26	3.36	2.21	0.82



H[m]	D[m]	Max lux	Med lux	Alpha=26.1°+26.1°	G=0.0 Max non a G
1.00	0.98	1172	706		
2.00	1.96	293	176		
3.00	2.94	130	78		
4.00	3.91	73	44		
5.00	4.89	47	28		