

## Luminaire

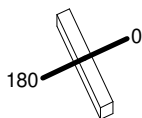
Code AF65100+AF95201  
 Name SHARP RECESSED TRIMLESS 8X 24W 930 WIDE FLOOD EXT.DRV + SCREEN 4X WHITE

## Measurement

Code FTS1603381  
 Name SHARP RECESSED TRIMLESS 8X 24W 930 WIDE FLOOD EXT.DRV + SCREEN 4X WHITE

Luminaire Flux	1504.31 lm	Luminaire Power	22.00 W	Efficacy	68.38 lm/W	Efficiency	100.00%
Lamps Flux	1504.31 lm	Maximum value	2570.73 cd/klm	Position	C=0.00 G=0.00	CG	Rotosymmetrical
Rectangular Luminaire		Length	298 mm	Width	40 mm	Height	55 mm
Rectangular Luminous Area		Length	296 mm	Width	37 mm	Height	0 mm
Horizontal Luminous Area		0.010952 m <sup>2</sup>		Emitting area on Plane 180°		0.000000 m <sup>2</sup>	
Emitting area on Plane 0°		0.000000 m <sup>2</sup>		Emitting area on Plane 270°		0.000000 m <sup>2</sup>	
Emitting area on Plane 90°		0.000000 m <sup>2</sup>		Glare area at 76°		0.002650 m <sup>2</sup>	
Coordinate system		CG		Symmetry Type		Rotosymmetrical	
Date		16-02-2017		Maximum Gamma Angle		180	
Measurement Distance		0.00		Measurement Flux		1504.31 lm	
LED Flux=2122,64lm LED Power=22W Eff=71% EfcLed=96lm/W EfcLum=68lm/W Ra=90 SDCM=2 L90(20K)=118000h							
C.I.E.	97 99 100 100 100			D DIN 5040	A60		
F UTE	--			B NBN	BZ 1		

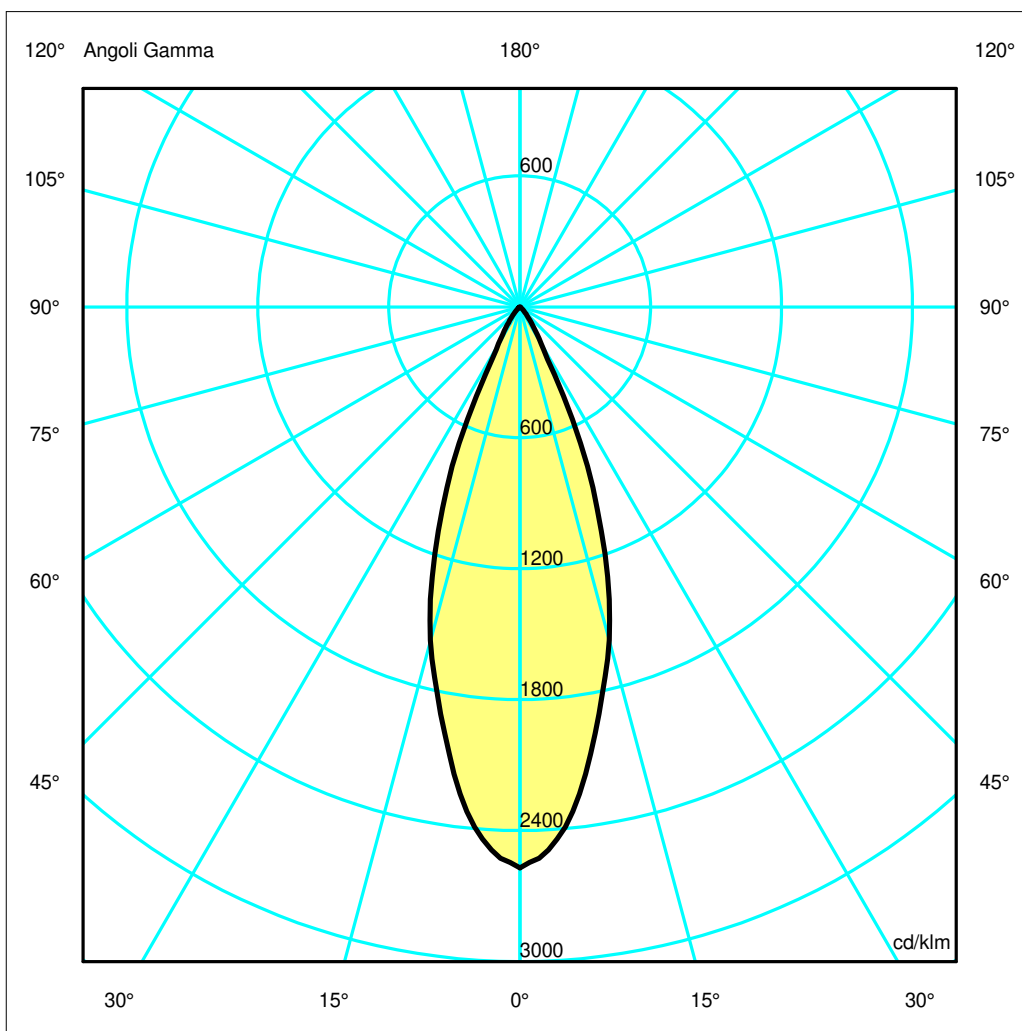
298mm x 40mm



Semipiani C

180.0 ——— 0.0

ULOR 0.00 %  
 DLOR 100.00 %  
 RN 0.00 %



**Luminaire**

Code AF65100+AF95201  
 Name SHARP RECESSED TRIMLESS 8X 24W 930 WIDE FLOOD EXT.DRV + SCREEN 4X WHITE

**Measur.**

Code FTS1603381  
 Name SHARP RECESSED TRIMLESS 8X 24W 930 WIDE FLOOD EXT.DRV + SCREEN 4X WHITE

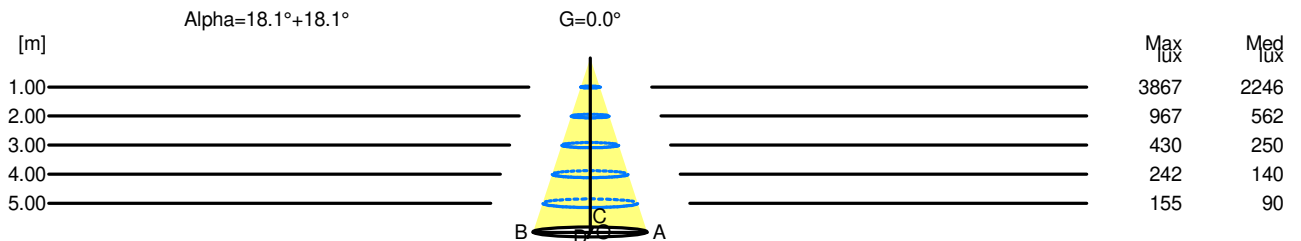
Luminaire Flux	1504.31 lm	Luminaire Power	22.00 W	Efficacy	68.38 lm/W	Efficiency	100.00%
Lamps Flux	1504.31 lm	Maximum value	2570.73 cd/klm	Position	C=0.00 G=0.00	CG	Rotosymmetrical
Rectangular Luminaire		Length	298 mm	Width	40 mm	Height	55 mm
Rectangular Luminous Area		Length	296 mm	Width	37 mm	Height	0 mm
Horizontal Luminous Area		0.010952 m2		Emitting area on Plane 180°		0.000000 m2	
Emitting area on Plane 0°		0.000000 m2		Emitting area on Plane 270°		0.000000 m2	
Emitting area on Plane 90°		0.000000 m2		Glare area at 76°		0.002650 m2	
Coordinate system		CG		Symmetry Type		Rotosymmetrical	
Date		16-02-2017		Maximum Gamma Angle		180	
Measurement Distance		0.00		Measurement Flux		1504.31 lm	
LED Flux=2122,64lm LED Power=22W Eff=71% EfcLed=96lm/W EfcLum=68lm/W Ra=90 SDCM=2 L90(20K)=118000h							
C.I.E.	97 99 100 100 100			D DIN 5040	A60		
F UTE	--			B NBN	BZ 1		

## Width at 50.00 % of Max Intensity

H[m]	1.00	2.00	3.00	4.00	5.00	H[m]	1.00	2.00	3.00	4.00	5.00
OA	0.33	0.66	0.98	1.31	1.64	OC	0.33	0.66	0.98	1.31	1.64
OB	0.33	0.66	0.98	1.31	1.64	OD	0.33	0.66	0.98	1.31	1.64

## Luminous Intensities [ cd/klm]

	0	5	15	25	35	45	55	65	75	85
OA	3867.18	3597.20	2379.32	855.71	151.00	35.62	9.24	4.99	3.23	1.26
OB	3867.18	3597.20	2379.32	855.71	151.00	35.62	9.24	4.99	3.23	1.26
OC	3867.18	3597.20	2379.32	855.71	151.00	35.62	9.24	4.99	3.23	1.26
OD	3867.18	3597.20	2379.32	855.71	151.00	35.62	9.24	4.99	3.23	1.26



H[m]	D[m]	Max lux	Med lux	Alpha=18.1°+18.1°	G=0.0
1.00	0.66	3867	2246		
2.00	1.31	967	562		
3.00	1.97	430	250		
4.00	2.62	242	140		
5.00	3.28	155	90		