

## Luminaire

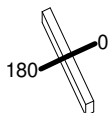
Code AF70400+AF95204  
 Name SHARP RECESSED TRIMLESS 12X 36W 940 WIDE FLOOD EXT.DRV + SCREEN 4X BLACK

## Measurem.

Code FTS1603345  
 Name SHARP RECESSED TRIMLESS 12X 36W 940 WIDE FLOOD EXT.DRV + SCREEN 4X BLACK

Luminaire Flux	2385.56 lm	Luminaire Power	33.00 W	Efficacy	72.29 lm/W	Efficiency	100.00%
Lamps Flux	2385.56 lm	Maximum value	2630.91 cd/klm	Position	C=0.00 G=0.00	CG	Rotosymmetrical
Rectangular Luminaire		Length	464 mm	Width	40 mm	Height	55 mm
Rectangular Luminous Area		Length	444 mm	Width	37 mm	Height	0 mm
Horizontal Luminous Area		0.016428 m2		Emitting area on Plane 180°		0.000000 m2	
Emitting area on Plane 0°		0.000000 m2		Emitting area on Plane 270°		0.000000 m2	
Emitting area on Plane 90°		0.000000 m2		Glare area at 76°		0.003974 m2	
Coordinate system		CG		Symmetry Type		Rotosymmetrical	
Date		16-02-2017		Maximum Gamma Angle		180	
Measurement Distance		0.00		Measurement Flux		2385.56 lm	
LED Flux=3407,94lm LED Power=33W Eff=70% EfcLed=103lm/W EfcLum=72lm/W Ra=90 SDCM=2 L90(20K)=118000h							
C.I.E.	99	100	100	100	D DIN 5040	A60	
F UTE	--				B NBN	BZ 1	

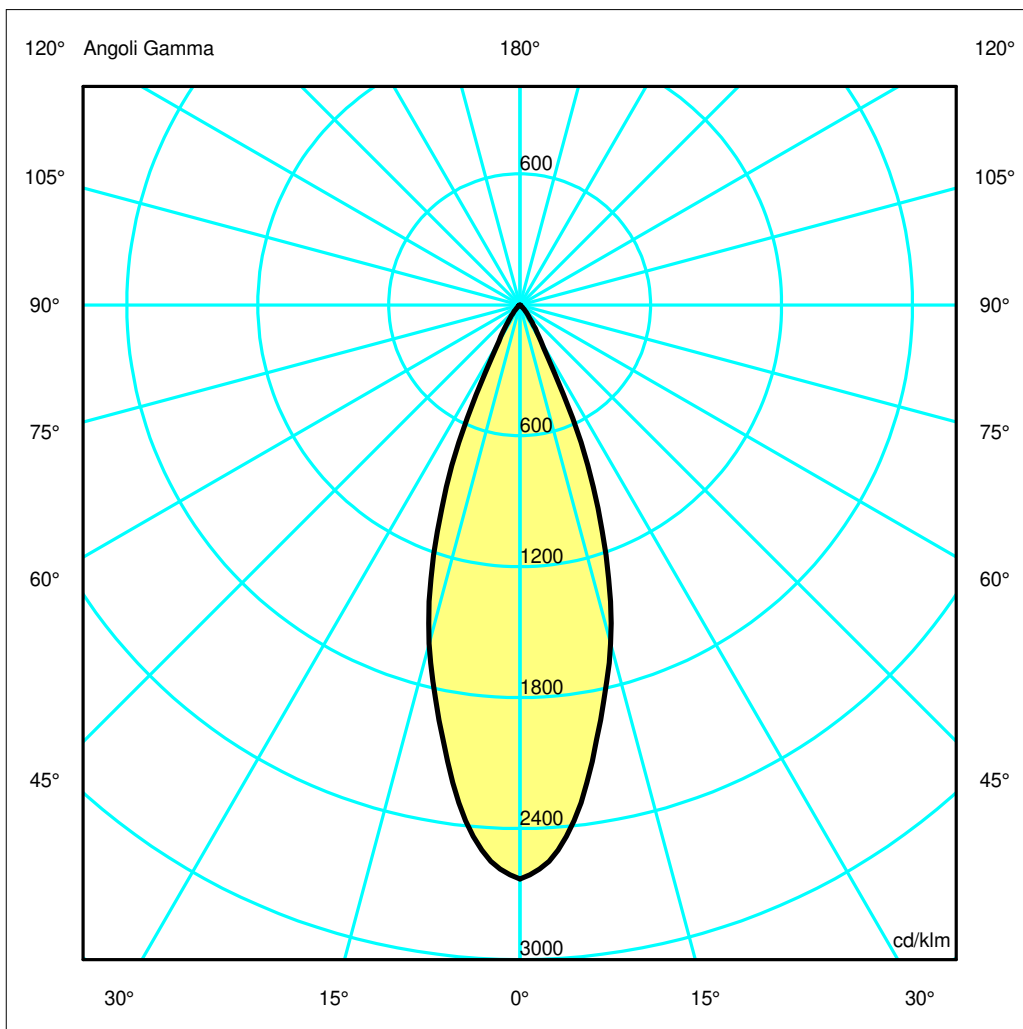
464mm x 40mm



Semipiani C

180.0 ——— 0.0

ULOR 0.00 %  
 DLOR 100.00 %  
 RN 0.00 %



## Luminaire

Code AF70400+AF95204  
 Name SHARP RECESSED TRIMLESS 12X 36W 940 WIDE FLOOD EXT.DRV + SCREEN 4X BLACK

## Measur.

Code FTS1603345  
 Name SHARP RECESSED TRIMLESS 12X 36W 940 WIDE FLOOD EXT.DRV + SCREEN 4X BLACK

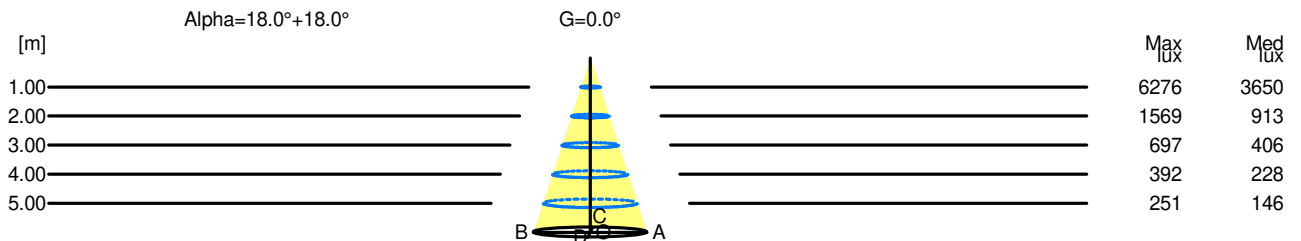
Luminaire Flux	2385.56 lm	Luminaire Power	33.00 W	Efficacy	72.29 lm/W	Efficiency	100.00%
Lamps Flux	2385.56 lm	Maximum value	2630.91 cd/klm	Position	C=0.00 G=0.00	CG	Rotosymmetrical
Rectangular Luminaire		Length	464 mm	Width	40 mm	Height	55 mm
Rectangular Luminous Area		Length	444 mm	Width	37 mm	Height	0 mm
Horizontal Luminous Area		0.016428 m2		Emitting area on Plane 180°		0.000000 m2	
Emitting area on Plane 0°		0.000000 m2		Emitting area on Plane 270°		0.000000 m2	
Emitting area on Plane 90°		0.000000 m2		Glare area at 76°		0.003974 m2	
Coordinate system		CG		Symmetry Type		Rotosymmetrical	
Date		16-02-2017		Maximum Gamma Angle		180	
Measurement Distance		0.00		Measurement Flux		2385.56 lm	
LED Flux=3407,94lm LED Power=33W Eff=70% EfcLed=103lm/W EfcLum=72lm/W Ra=90 SDCM=2 L90(20K)=118000h							
C.I.E.	99	100	100	100	100	D DIN 5040	A60
F UTE	--					B NBN	BZ 1

### Width at 50.00 % of Max Intensity

H[m]	1.00	2.00	3.00	4.00	5.00	H[m]	1.00	2.00	3.00	4.00	5.00
OA	0.33	0.65	0.98	1.30	1.63	OC	0.33	0.65	0.98	1.30	1.63
OB	0.33	0.65	0.98	1.30	1.63	OD	0.33	0.65	0.98	1.30	1.63

### Luminous Intensities [ cd/klm]

	0	5	15	25	35	45	55	65	75	85
OA	6276.19	5830.27	3833.78	1366.73	232.36	46.81	5.50	0.76	0.00	0.00
OB	6276.19	5830.27	3833.78	1366.73	232.36	46.81	5.50	0.76	0.00	0.00
OC	6276.19	5830.27	3833.78	1366.73	232.36	46.81	5.50	0.76	0.00	0.00
OD	6276.19	5830.27	3833.78	1366.73	232.36	46.81	5.50	0.76	0.00	0.00



H[m]	D[m]	Max lux	Med lux	Alpha=18.0°+18.0°	G=0.0
1.00	0.65	6276	3650		
2.00	1.30	1569	913		
3.00	1.95	697	406		
4.00	2.60	392	228		
5.00	3.25	251	146		