

## Luminaire

Code AF74900+AF95201  
 Name SHARP RECESSED TRIMLESS 16X 48W 927 VERY WIDE FLOOD EXT.DRV + SCREEN 4X WHITE

## Measurem.

Code FTS1902038-A  
 Name SHARP RECESSED TRIMLESS 16X 48W 927 VERY WIDE FLOOD EXT.DRV + SCREEN 4X WHITE

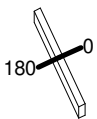
Luminaire Flux	3113 lm	Luminaire Power	44.0 W	Efficacy	70.748 lm/W	Efficiency	100.00%
Source Flux	3113 lm	Maximum value	1406.35 cd/klm	Position	C=0.00 G=1.00	CG	Rotosymmetrical
Rectangular Luminaire		Length	608 mm	Width	40 mm	Height	55 mm
Rectangular Luminous Area		Length	592 mm	Width	37 mm	Height	0 mm
Horizontal Luminous Area		0.021904 m2		Emitting area on Plane 180°		0.000000 m2	
Emitting area on Plane 0°		0.000000 m2		Emitting area on Plane 270°		0.000000 m2	
Emitting area on Plane 90°		0.000000 m2		Glare area at 76°		0.005299 m2	
Coordinate system		CG		Symmetry Type		Rotosymmetrical	
Date		25-11-2021		Maximum Gamma Angle		180	
Measurement Distance		0.00		Measurement Flux		3113 lm	

LED Flux=4242lm LED Power=44W Eff=73% EfcLed=96lm/W EfcLum=71lm/W CCT=2700K Ra=90 R9=50 SDCM=3 L70(6K)=272160h

C.I.E. 97 99 100 100 100  
 F UTE --

D DIN 5040  
 B NBN  
 A60  
 BZ 1

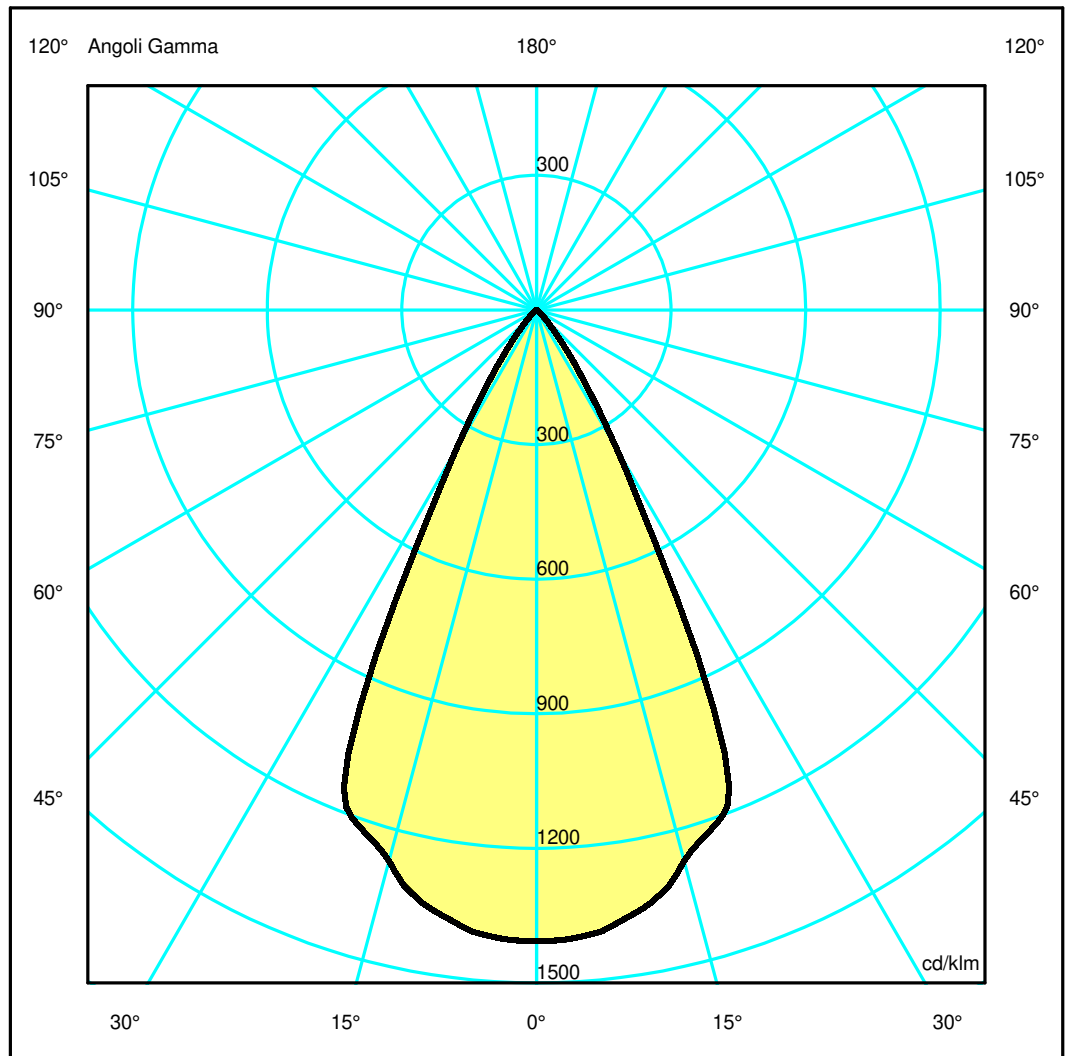
608mm x 40mm



Semipiani C

180.0 ——— 0.0

ULOR 0.00 %  
 DLOR100.00 %  
 RN 0.00 %



## Luminaire

Code AF74900+AF95201  
 Name SHARP RECESSED TRIMLESS 16X 48W 927 VERY WIDE FLOOD EXT.DRV + SCREEN 4X WHITE

## Measurement

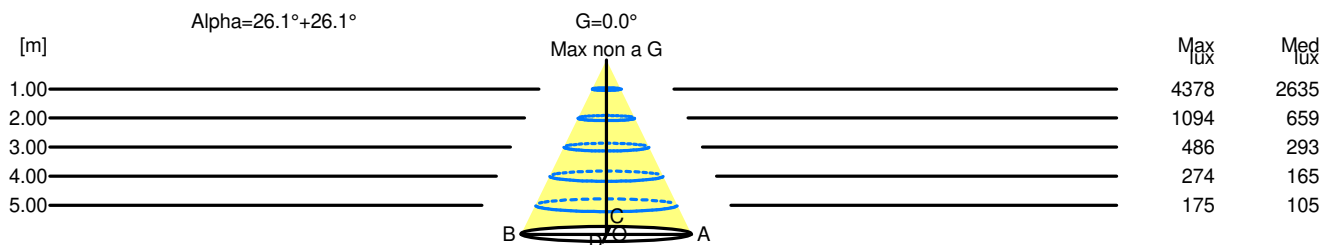
Code FTS1902038-A  
 Name SHARP RECESSED TRIMLESS 16X 48W 927 VERY WIDE FLOOD EXT.DRV + SCREEN 4X WHITE

Luminaire Flux	3113 lm	Luminaire Power	44.0 W	Efficacy	70.748 lm/W	Efficiency	100.00%
Source Flux	3113 lm	Maximum value	1406.35 cd/klm	Position	C=0.00 G=1.00	CG	Rotosymmetrical
Rectangular Luminaire		Length	608 mm	Width	40 mm	Height	55 mm
Rectangular Luminous Area		Length	592 mm	Width	37 mm	Height	0 mm
Horizontal Luminous Area		0.021904 m2		Emitting area on Plane 180°		0.000000 m2	
Emitting area on Plane 0°		0.000000 m2		Emitting area on Plane 270°		0.000000 m2	
Emitting area on Plane 90°		0.000000 m2		Glare area at 76°		0.005299 m2	
Coordinate system		CG		Symmetry Type		Rotosymmetrical	
Date		25-11-2021		Maximum Gamma Angle		180	
Measurement Distance		0.00		Measurement Flux		3113 lm	
LED Flux=4242lm LED Power=44W Eff=73% EfcLed=96lm/W EfcLum=71lm/W CCT=2700K Ra=90 R9=50 SDCM=3 L70(6K)=272160h							
C.I.E.	97 99 100 100 100			D DIN 5040	A60		
F UTE	--			B NBN	BZ 1		

Width at 50.00 % of Max Intensity

H[m]	1.00	2.00	3.00	4.00	5.00	H[m]	1.00	2.00	3.00	4.00	5.00
OA	0.49	0.98	1.47	1.96	2.45	OC	0.49	0.98	1.47	1.96	2.45
OB	0.49	0.98	1.47	1.96	2.45	OD	0.49	0.98	1.47	1.96	2.45

	Luminous Intensities [ cd/klm ]									
	0	5	15	25	35	45	55	65	75	85
OA	4377.82	4346.58	3956.57	2633.90	482.66	83.90	19.65	12.56	8.25	3.08
OB	4377.82	4346.58	3956.57	2633.90	482.66	83.90	19.65	12.56	8.25	3.08
OC	4377.82	4346.58	3956.57	2633.90	482.66	83.90	19.65	12.56	8.25	3.08
OD	4377.82	4346.58	3956.57	2633.90	482.66	83.90	19.65	12.56	8.25	3.08



H[m]	D[m]	Max lux	Med lux	Alpha=26.1°+26.1°	G=0.0 Max non a G
1.00	0.98	4378	2635		
2.00	1.96	1094	659		
3.00	2.94	486	293		
4.00	3.91	274	165		
5.00	4.89	175	105		