

Luminaire

Code AF74900+AF95204
 Name SHARP RECESSED TRIMLESS 16X 48W 927 VERY WIDE FLOOD EXT.DRV + SCREEN 4X BLACK

Measurem.

Code FTS1902039-A
 Name SHARP RECESSED TRIMLESS 16X 48W 927 VERY WIDE FLOOD EXT.DRV + SCREEN 4X BLACK

Luminaire Flux	3039 lm	Luminaire Power	44.0 W	Efficacy	69.061 lm/W	Efficiency	100.00%
Source Flux	3039 lm	Maximum value	1430.97 cd/klm	Position	C=0.00 G=0.00	CG	Rotosymmetrical
Rectangular Luminaire		Length	608 mm	Width	40 mm	Height	55 mm
Rectangular Luminous Area		Length	592 mm	Width	37 mm	Height	0 mm
Horizontal Luminous Area		0.021904 m2		Emitting area on Plane 180°		0.000000 m2	
Emitting area on Plane 0°		0.000000 m2		Emitting area on Plane 270°		0.000000 m2	
Emitting area on Plane 90°		0.000000 m2		Glare area at 76°		0.005299 m2	
Coordinate system		CG		Symmetry Type		Rotosymmetrical	
Date		25-11-2021		Maximum Gamma Angle		180	
Measurement Distance		0.00		Measurement Flux		3039 lm	

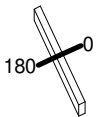
LED Flux=4242lm LED Power=44W Eff=72% EfcLed=96lm/W EfcLum=69lm/W CCT=2700K Ra=90 R9=50 SDCM=3 L70(6K)=272160h

C.I.E. 99 100 100 100 100
 F UTE --

D DIN 5040
 B NBN

A60
 BZ 1

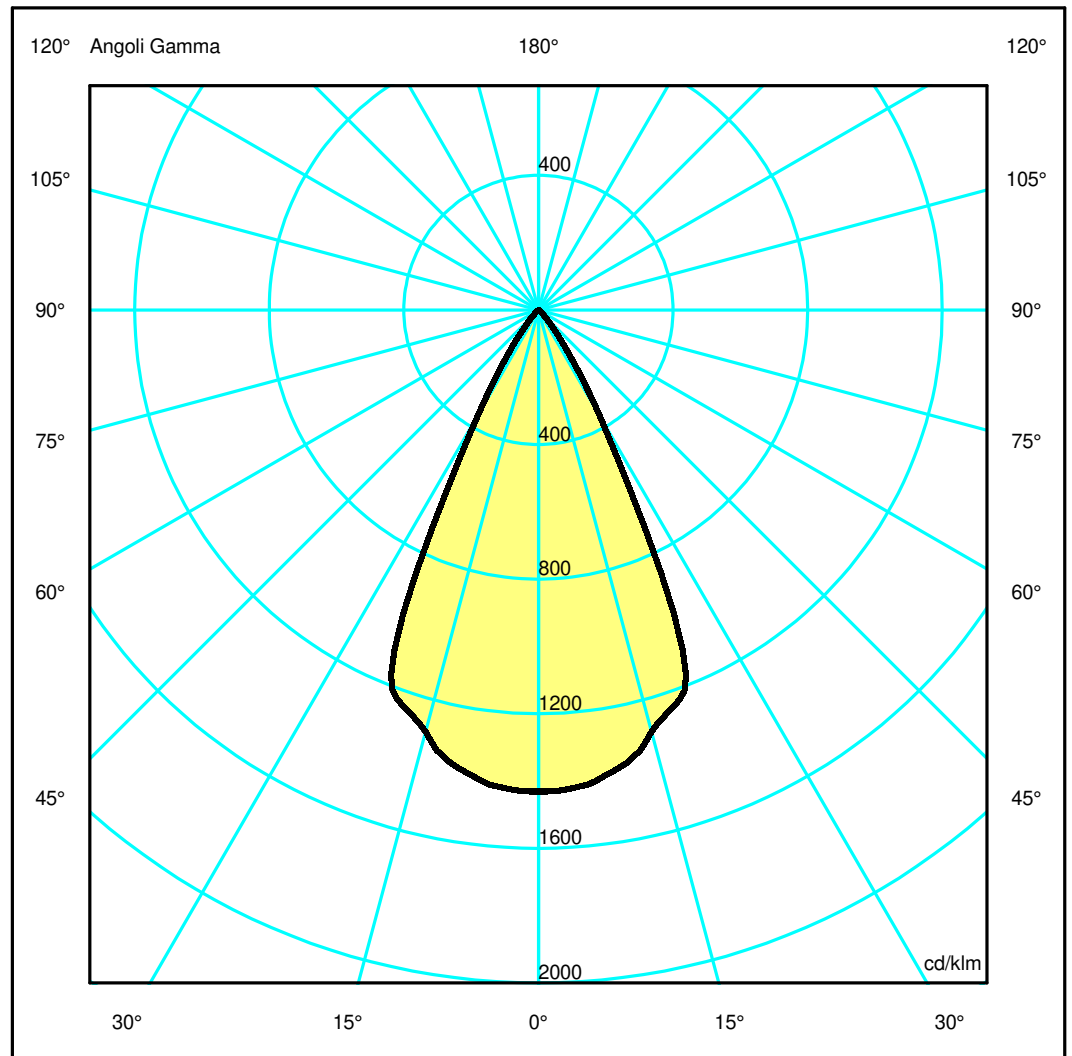
608mm x 40mm



Semipiani C

180.0 ——— 0.0

ULOR 0.00 %
 DLOR 100.00 %
 RN 0.00 %



Luminaire

Code AF74900+AF95204
 Name SHARP RECESSED TRIMLESS 16X 48W 927 VERY WIDE FLOOD EXT.DRV + SCREEN 4X BLACK

Measurement

Code FTS1902039-A
 Name SHARP RECESSED TRIMLESS 16X 48W 927 VERY WIDE FLOOD EXT.DRV + SCREEN 4X BLACK

Luminaire Flux	3039 lm	Luminaire Power	44.0 W	Efficacy	69.061 lm/W	Efficiency	100.00%
Source Flux	3039 lm	Maximum value	1430.97 cd/klm	Position	C=0.00 G=0.00	CG	Rotosymmetrical
Rectangular Luminaire		Length	608 mm	Width	40 mm	Height	55 mm
Rectangular Luminous Area		Length	592 mm	Width	37 mm	Height	0 mm
Horizontal Luminous Area		0.021904 m2		Emitting area on Plane 180°		0.000000 m2	
Emitting area on Plane 0°		0.000000 m2		Emitting area on Plane 270°		0.000000 m2	
Emitting area on Plane 90°		0.000000 m2		Glare area at 76°		0.005299 m2	
Coordinate system		CG		Symmetry Type		Rotosymmetrical	
Date		25-11-2021		Maximum Gamma Angle		180	
Measurement Distance		0.00		Measurement Flux		3039 lm	

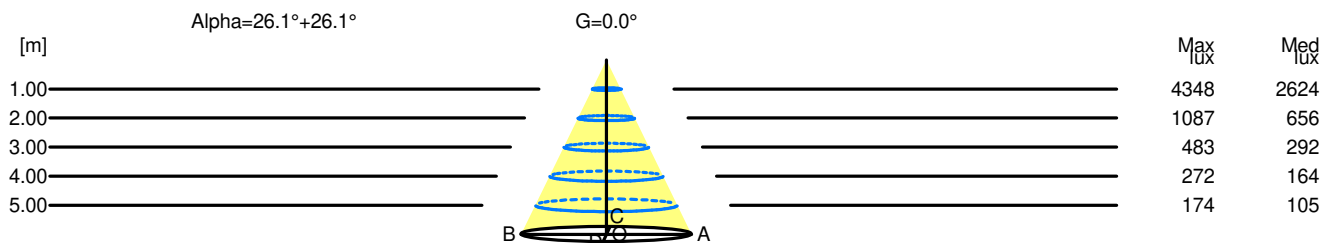
LED Flux=4242lm LED Power=44W Eff=72% EfcLed=96lm/W EfcLum=69lm/W CCT=2700K Ra=90 R9=50 SDCM=3 L70(6K)=272160h

C.I.E.	99	100	100	100	100	D DIN 5040	A60
F UTE	--					B NBN	BZ 1

Width at 50.00 % of Max Intensity

H[m]	1.00	2.00	3.00	4.00	5.00	H[m]	1.00	2.00	3.00	4.00	5.00
OA	0.49	0.98	1.47	1.96	2.44	OC	0.49	0.98	1.47	1.96	2.44
OB	0.49	0.98	1.47	1.96	2.44	OD	0.49	0.98	1.47	1.96	2.44

	Luminous Intensities [cd/klm]									
	0	5	15	25	35	45	55	65	75	85
OA	4348.25	4316.99	3941.70	2621.89	464.24	67.72	5.28	0.00	0.00	0.00
OB	4348.25	4316.99	3941.70	2621.89	464.24	67.72	5.28	0.00	0.00	0.00
OC	4348.25	4316.99	3941.70	2621.89	464.24	67.72	5.28	0.00	0.00	0.00
OD	4348.25	4316.99	3941.70	2621.89	464.24	67.72	5.28	0.00	0.00	0.00



H[m]	D[m]	Max lux	Med lux	Alpha=26.1°+26.1°	G=0.0
1.00	0.98	4348	2624		
2.00	1.96	1087	656		
3.00	2.93	483	292		
4.00	3.91	272	164		
5.00	4.89	174	105		