

## Luminaire

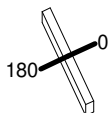
Code AF81101+AF95204  
 Name SHARP SMD.12X 33W 930 WF ND BCO+ SCREEN 4X BLACK

## Measurem.

Code FTS1800906  
 Name SHARP SMD.12X 33W 930 WF ND BCO+ SCREEN 4X BLACK

Luminaire Flux	2228.77 lm	Luminaire Power	37.00 W	Efficacy	60.24 lm/W	Efficiency	100.00%
Lamps Flux	2228.77 lm	Maximum value	2630.91 cd/klm	Position	C=0.00 G=0.00	CG	Rotosymmetrical
Rectangular Luminaire		Length	464 mm	Width	40 mm	Height	55 mm
Rectangular Luminous Area		Length	444 mm	Width	37 mm	Height	0 mm
Horizontal Luminous Area		0.016428 m2		Emitting area on Plane 180°		0.000000 m2	
Emitting area on Plane 0°		0.000000 m2		Emitting area on Plane 270°		0.000000 m2	
Emitting area on Plane 90°		0.000000 m2		Glare area at 76°		0.003974 m2	
Coordinate system		CG		Symmetry Type		Rotosymmetrical	
Date		16-02-2017		Maximum Gamma Angle		180	
Measurement Distance		0.00		Measurement Flux		2228.77 lm	
LED Flux=3183.96lm LED Power=33W Eff=70% EfcLed=96lm/W EfcLum=60lm/W CCT=3000K Ra=90 SDCM=2 L90(20K)=118000h							
C.I.E.	99	100	100	100	D DIN 5040	A60	
F UTE	--				B NBN	BZ 1	

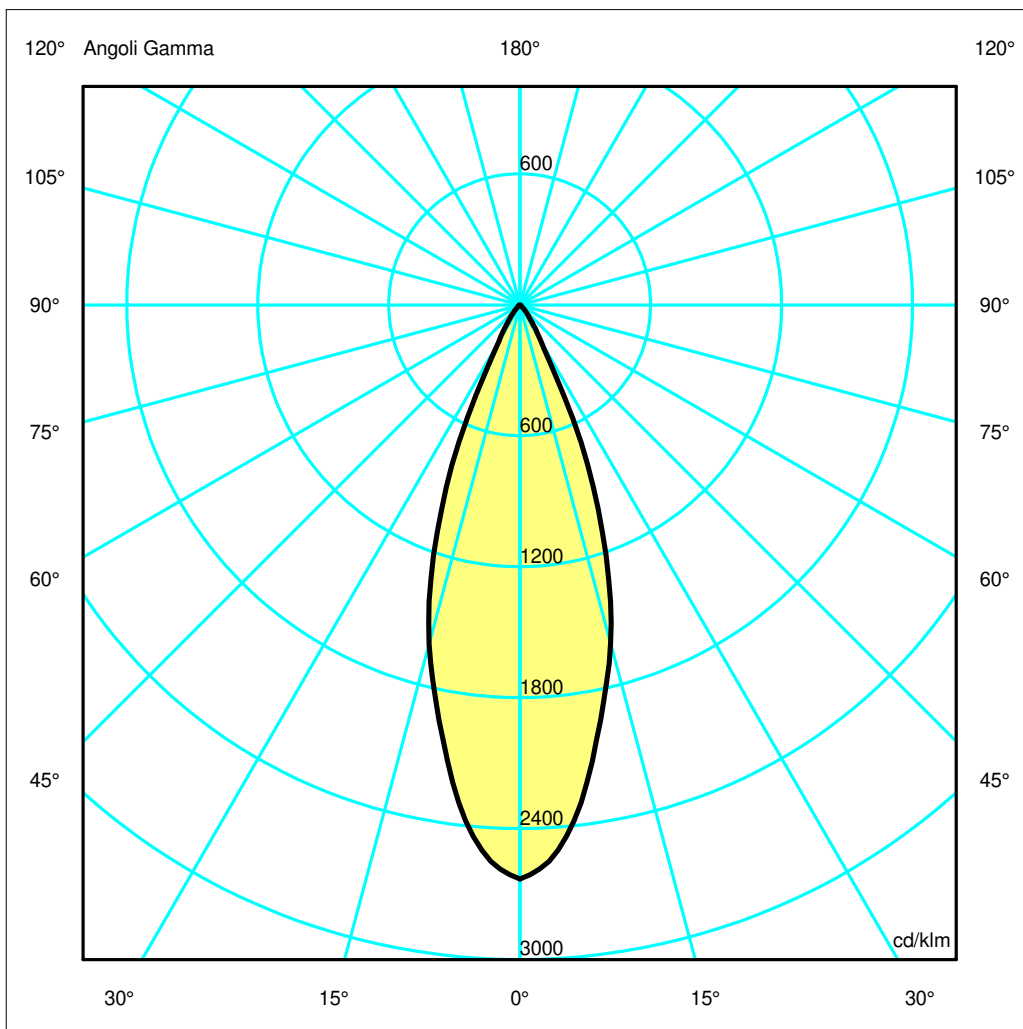
464mm x 40mm



Semipiani C

180.0 ——— 0.0

ULOR 0.00 %  
 DLOR 100.00 %  
 RN 0.00 %



## Luminaire

Code AF81101+AF95204  
Name SHARP SMD.12X 33W 930 WF ND BCO+ SCREEN 4X BLACK

## Measurerm.

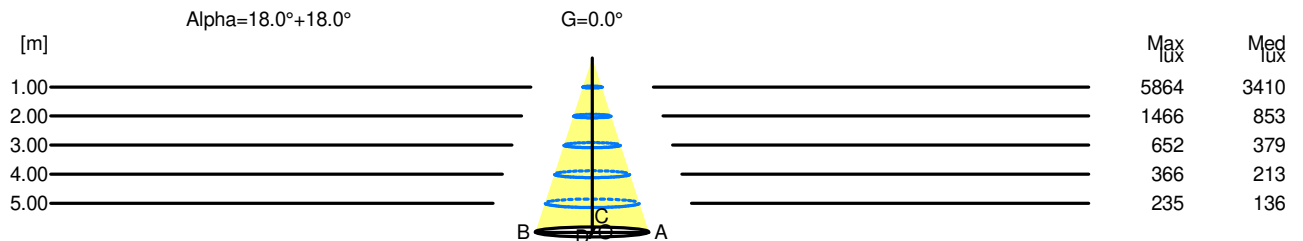
Code FTS1800906  
Name SHARP SMD.12X 33W 930 WF ND BCO+ SCREEN 4X BLACK

Luminaire Flux	2228.77 lm	Luminaire Power	37.00 W	Efficacy	60.24 lm/W	Efficiency	100.00%
Lamps Flux	2228.77 lm	Maximum value	2630.91 cd/klm	Position	C=0.00 G=0.00	CG	Rotosymmetrical
Rectangular Luminaire		Length	464 mm	Width	40 mm	Height	55 mm
Rectangular Luminous Area		Length	444 mm	Width	37 mm	Height	0 mm
Horizontal Luminous Area		0.016428 m2		Emitting area on Plane 180°		0.000000 m2	
Emitting area on Plane 0°		0.000000 m2		Emitting area on Plane 270°		0.000000 m2	
Emitting area on Plane 90°		0.000000 m2		Glare area at 76°		0.003974 m2	
Coordinate system		CG		Symmetry Type		Rotosymmetrical	
Date		16-02-2017		Maximum Gamma Angle		180	
Measurement Distance		0.00		Measurement Flux		2228.77 lm	
LED Flux=3183.96lm LED Power=33W Eff=70% EfcLed=96lm/W EfcLum=60lm/W CCT=3000K Ra=90 SDCM=2 L90(20K)=118000h							
C.I.E.	99	100	100	100	100	D DIN 5040	A60
F UTE	--					B NBN	BZ 1

### Width at 50.00 % of Max Intensity

H[m]	1.00	2.00	3.00	4.00	5.00	H[m]	1.00	2.00	3.00	4.00	5.00
OA	0.33	0.65	0.98	1.30	1.63	OC	0.33	0.65	0.98	1.30	1.63
OB	0.33	0.65	0.98	1.30	1.63	OD	0.33	0.65	0.98	1.30	1.63

	Luminous Intensities [ cd/klm]									
	0	5	15	25	35	45	55	65	75	85
OA	5863.69	5447.08	3581.81	1276.90	217.09	43.73	5.14	0.71	0.00	0.00
OB	5863.69	5447.08	3581.81	1276.90	217.09	43.73	5.14	0.71	0.00	0.00
OC	5863.69	5447.08	3581.81	1276.90	217.09	43.73	5.14	0.71	0.00	0.00
OD	5863.69	5447.08	3581.81	1276.90	217.09	43.73	5.14	0.71	0.00	0.00



H[m]	D[m]	Max lux	Med lux	Alpha=18.0°+18.0°	G=0.0
1.00	0.65	5864	3410		
2.00	1.30	1466	853		
3.00	1.95	652	379		
4.00	2.60	366	213		
5.00	3.25	235	136		