

Luminaire

Code AF81604
Name SHARP SMD.12X 33W 927 WW ND NRO/NRO

Measurement

Code FTS1903517-A
Name SHARP SMD.12X 33W 927 WW ND NRO/NRO

Luminaire Flux	1873 lm	Luminaire Power	37.0 W	Efficacy	50.611 lm/W	Efficiency	100.00%
Source Flux	1873 lm	Maximum value	1103.17 cd/klm	Position	C=175.00 G=9.00	CG	Sym. on planes 0-180
Rectangular Luminaire		Length	450 mm	Width	45 mm	Height	85 mm
Rectangular Luminous Area		Length	440 mm	Width	32 mm	Height	0 mm
Horizontal Luminous Area		0.014080 m ²		Emitting area on Plane 180°		0.000000 m ²	
Emitting area on Plane 0°		0.000000 m ²		Emitting area on Plane 270°		0.000000 m ²	
Emitting area on Plane 90°		0.000000 m ²		Glare area at 76°		0.003406 m ²	
Coordinate system		CG		Symmetry Type		Sym. on planes 0-180	
Date		11-11-2021		Maximum Gamma Angle		180	
Measurement Distance		0.00		Measurement Flux		1873 lm	

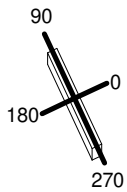
LED Flux=3118lm LED Power=33W Eff=60% EfcLed=94lm/W EfcLum=51lm/W CCT=2700K Ra=90 R9=50 SDCM=3 L70(6K)=272160h

C.I.E. 73 92 98 100 100
F UTE 1.00 B

D DIN 5040
B NBN

A60
BZ 1 / 1 / BZ 2

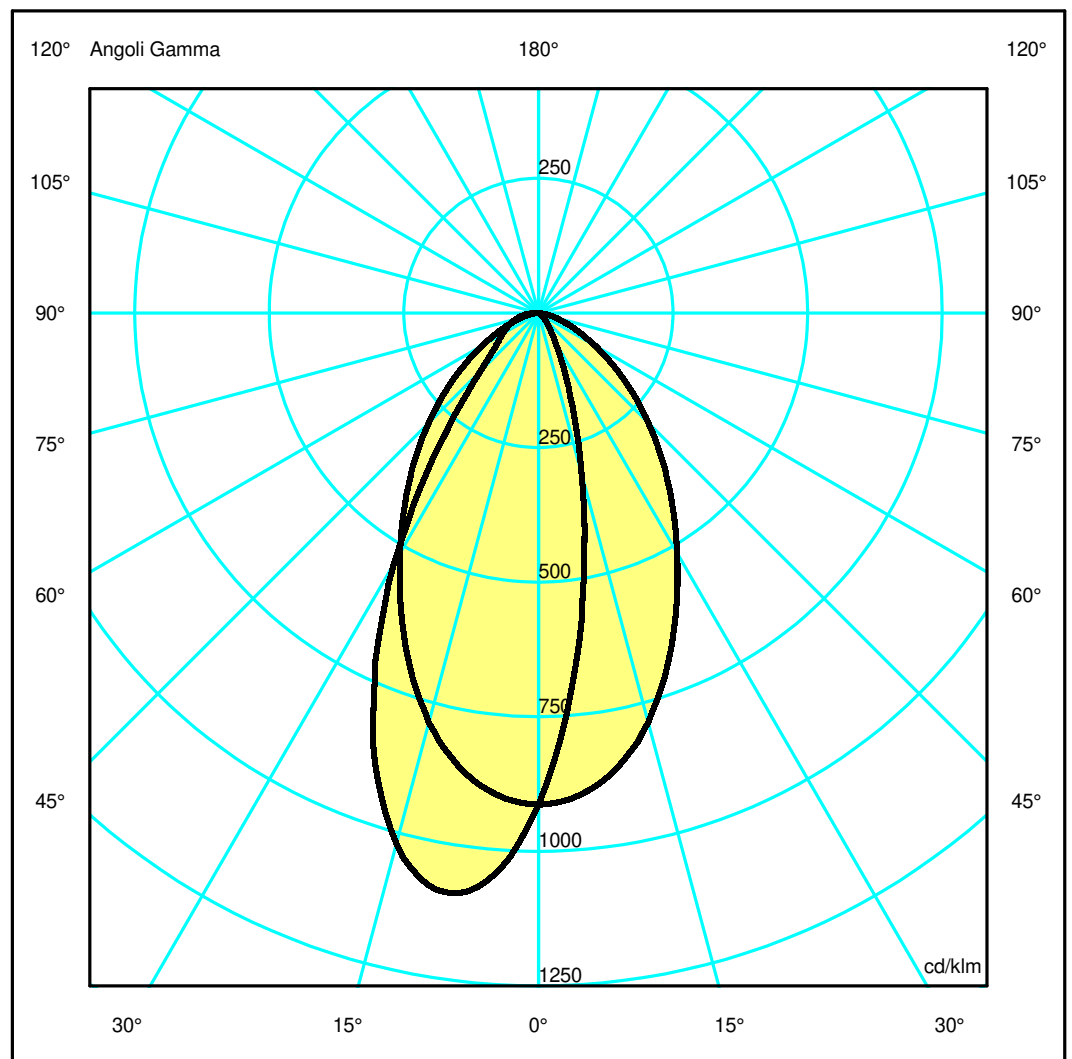
450mm x 45mm



Semipiani C

180.0 — 0.0
270.0 — 90.0

ULOR 0.18 %
DLOR 99.82 %
RN 0.18 %



Luminaire

Code AF81604
Name SHARP SMD.12X 33W 927 WW ND NRO/NRO

Measurerm.

Code FTS1903517-A
Name SHARP SMD.12X 33W 927 WW ND NRO/NRO

Luminaire Flux	1873 lm	Luminaire Power	37.0 W	Efficacy	50.611 lm/W	Efficiency	100.00%
Source Flux	1873 lm	Maximum value	1103.17 cd/klm	Position	C=175.00 G=9.00	CG	Sym. on planes 0-180
Rectangular Luminaire		Length	450 mm	Width	45 mm	Height	85 mm
Rectangular Luminous Area		Length	440 mm	Width	32 mm	Height	0 mm
Horizontal Luminous Area		0.014080 m2		Emitting area on Plane 180°		0.000000 m2	
Emitting area on Plane 0°		0.000000 m2		Emitting area on Plane 270°		0.000000 m2	
Emitting area on Plane 90°		0.000000 m2		Glare area at 76°		0.003406 m2	
Coordinate system		CG		Symmetry Type		Sym. on planes 0-180	
Date		11-11-2021		Maximum Gamma Angle		180	
Measurement Distance		0.00		Measurement Flux		1873 lm	

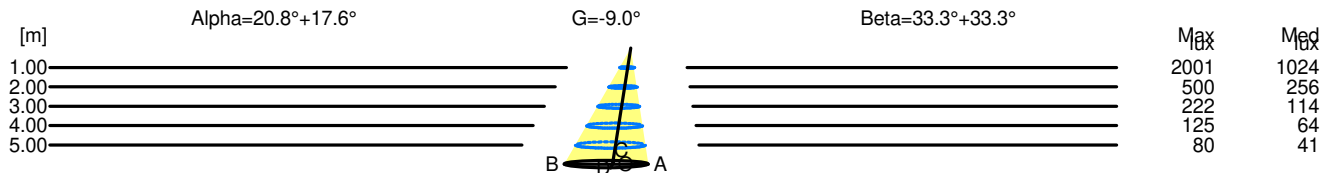
LED Flux=3118lm LED Power=33W Eff=60% EfcLed=94lm/W EfcLum=51lm/W CCT=2700K Ra=90 R9=50 SDCM=3 L70(6K)=272160h

C.I.E.	73 92 98 100 100	D DIN 5040	A60
F UTE	1.00 B	B NBN	BZ 1 / 1 / BZ 2

Width at 50.00 % of Max Intensity

H[m]	1.00	2.00	3.00	4.00	5.00	H[m]	1.00	2.00	3.00	4.00	5.00
OA	0.31	0.62	0.93	1.24	1.55	OC	0.67	1.33	2.00	2.66	3.33
OB	0.41	0.83	1.24	1.66	2.07	OD	0.67	1.33	2.00	2.66	3.33

	Luminous Intensities [cd/klm]									
	0	5	15	25	35	45	55	65	75	85
OA	1709.55	1311.75	575.18	198.78	70.71	29.05	5.83	1.83	1.70	1.23
OB	1709.55	1977.48	1911.09	1345.50	676.84	285.33	168.94	122.11	82.61	39.90
OC	1709.55	1681.20	1473.90	1132.53	809.50	539.61	317.35	155.58	58.31	5.40
OD	1709.55	1681.20	1473.90	1132.53	809.50	539.61	317.35	155.58	58.31	5.40



H[m]	D[m]	Max lux	Med lux	Alpha=20.8°+17.6°	G=-9.0
1.00	0.72	2001	1024		
2.00	1.45	500	256		
3.00	2.17	222	114		
4.00	2.90	125	64		
5.00	3.62	80	41		

H[m]	D[m]	Max lux	Med lux	Beta=33.3°+33.3°	G=0.0
1.00	1.33	2001	1024		
2.00	2.66	500	256		
3.00	3.99	222	114		
4.00	5.32	125	64		
5.00	6.65	80	41		