

## Luminaire

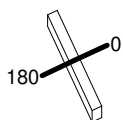
Code AF82701+AF95201  
 Name SHARP SMD.12X 33W 927 WF DIM BCO+ SCREEN 4X WHITE

## Measurem.

Code FTS1902170-A  
 Name SHARP SMD.12X 33W 927 WF DIM BCO+ SCREEN 4X WHITE

Luminaire Flux	2255 lm	Luminaire Power	37.0 W	Efficacy	60.933 lm/W	Efficiency	100.00%
Source Flux	2255 lm	Maximum value	2570.73 cd/klm	Position	C=0.00 G=0.00	CG	Rotosymmetrical
Rectangular Luminaire	Length	448 mm	Width	45 mm	Height	85 mm	
Rectangular Luminous Area	Length	444 mm	Width	37 mm	Height	0 mm	
Horizontal Luminous Area	0.016428 m2	Emitting area on Plane 180°	0.000000 m2	Emitting area on Plane 270°	0.000000 m2	Emitting area on Plane 90°	0.003974 m2
Coordinate system	CG	Symmetry Type	Rotosymmetrical	Maximum Gamma Angle	180	Measurement Distance	2255 lm
Date	25-11-2021	Measurement Flux	2255 lm				
Measurement Distance	0.00						
LED Flux=3181lm LED Power=33W Eff=71% EfcLed=96lm/W EfcLum=61lm/W CCT=2700K Ra=90 R9=50 SDCM=3 L70(6K)=272160h							
C.I.E.	97 99 100 100 100	D DIN 5040	A60				
F UTE	--	B NBN	BZ 1				

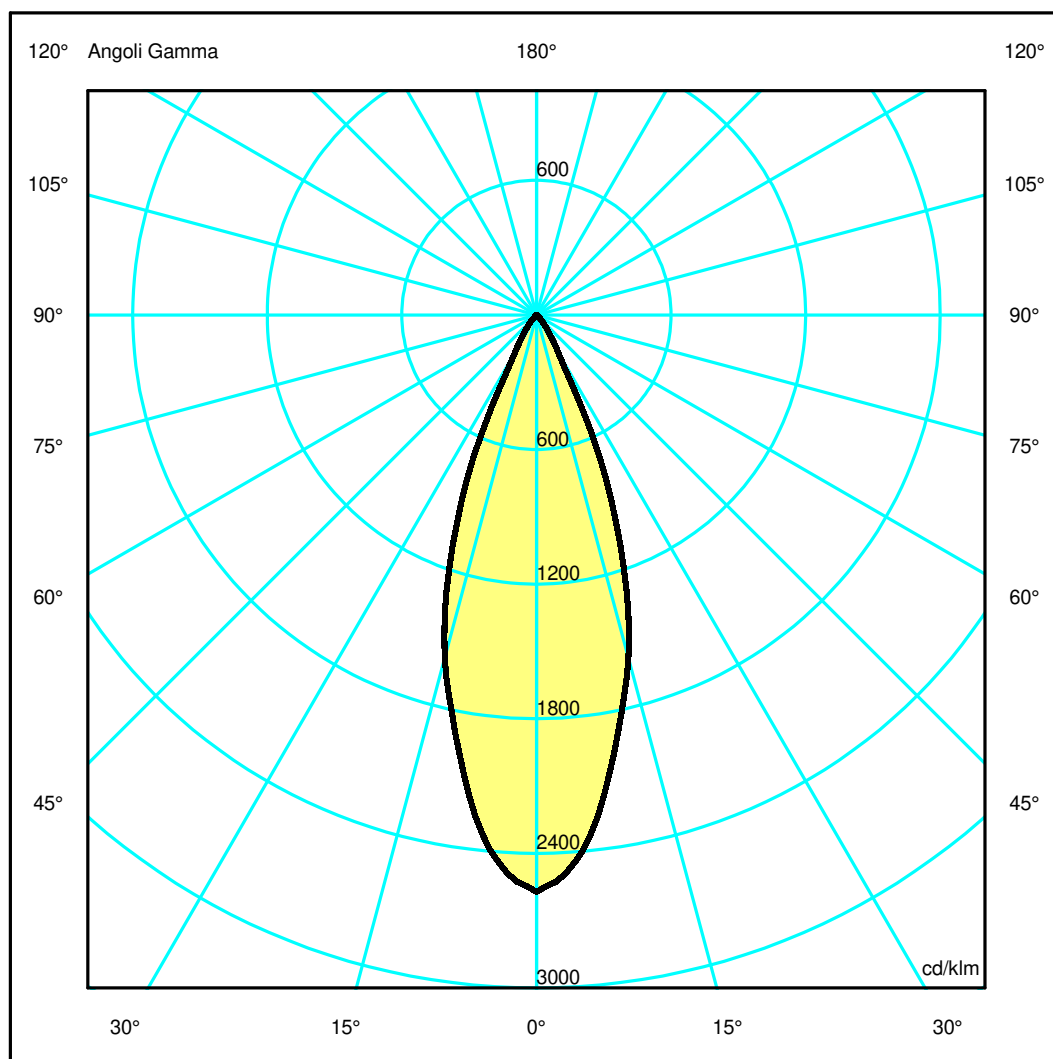
448mm x 45mm



Semipiani C

180.0 ——— 0.0

ULOR 0.00 %  
 DLOR 100.00 %  
 RN 0.00 %



## Luminaire

Code AF82701+AF95201  
Name SHARP SMD.12X 33W 927 WF DIM BCO+ SCREEN 4X WHITE

## Measurem.

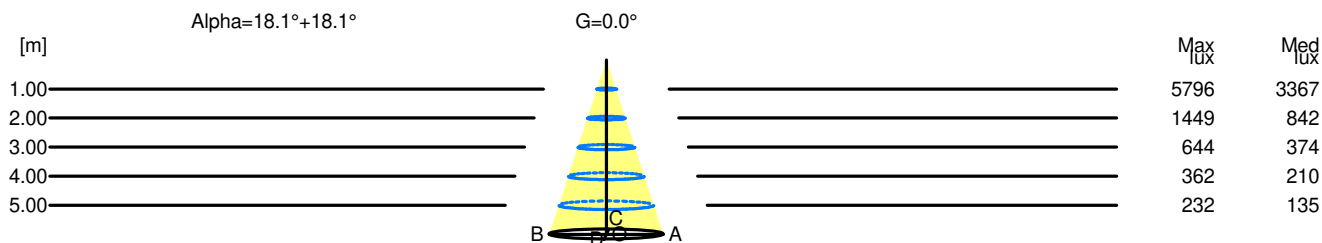
Code FTS1902170-A  
Name SHARP SMD.12X 33W 927 WF DIM BCO+ SCREEN 4X WHITE

Luminaire Flux	2255 lm	Luminaire Power	37.0 W	Efficacy	60.933 lm/W	Efficiency	100.00%
Source Flux	2255 lm	Maximum value	2570.73 cd/klm	Position	C=0.00 G=0.00	CG	Rotosymmetrical
Rectangular Luminaire		Length	448 mm	Width	45 mm	Height	85 mm
Rectangular Luminous Area		Length	444 mm	Width	37 mm	Height	0 mm
Horizontal Luminous Area		0.016428 m2		Emitting area on Plane 180°		0.000000 m2	
Emitting area on Plane 0°		0.000000 m2		Emitting area on Plane 270°		0.000000 m2	
Emitting area on Plane 90°		0.000000 m2		Glare area at 76°		0.003974 m2	
Coordinate system		CG		Symmetry Type		Rotosymmetrical	
Date		25-11-2021		Maximum Gamma Angle		180	
Measurement Distance		0.00		Measurement Flux		2255 lm	
LED Flux=3181lm LED Power=33W Eff=71% EfcLed=96lm/W EfcLum=61lm/W CCT=2700K Ra=90 R9=50 SDCM=3 L70(6K)=272160h							
C.I.E.	97 99 100 100 100			D DIN 5040	A60		
F UTE	--			B NBN	BZ 1		

Width at 50.00 % of Max Intensity

H[m]	1.00	2.00	3.00	4.00	5.00	H[m]	1.00	2.00	3.00	4.00	5.00
OA	0.33	0.66	0.98	1.31	1.64	OC	0.33	0.66	0.98	1.31	1.64
OB	0.33	0.66	0.98	1.31	1.64	OD	0.33	0.66	0.98	1.31	1.64

	Luminous Intensities [ cd/klm ]									
	0	5	15	25	35	45	55	65	75	85
OA	5795.77	5391.14	3565.91	1282.45	226.30	53.38	13.85	7.48	4.84	1.89
OB	5795.77	5391.14	3565.91	1282.45	226.30	53.38	13.85	7.48	4.84	1.89
OC	5795.77	5391.14	3565.91	1282.45	226.30	53.38	13.85	7.48	4.84	1.89
OD	5795.77	5391.14	3565.91	1282.45	226.30	53.38	13.85	7.48	4.84	1.89



H[m]	D[m]	Max lux	Med lux	Alpha=18.1°+18.1°	G=0.0
1.00	0.66	5796	3367		
2.00	1.31	1449	842		
3.00	1.97	644	374		
4.00	2.62	362	210		
5.00	3.28	232	135		