

Luminaire

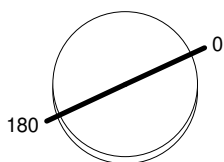
Code AN00804
Name VECTOR 40 TRACK 930 WF DALI NRO

Measurement

Code FTS1800455
Name VECTOR 40 TRACK 930 WF DALI NRO

Luminaire Flux	529 lm	Luminaire Power	10.0 W	Efficacy	52.875 lm/W	Efficiency	100.00%
Source Flux	529 lm	Maximum value	3590.26 cd/klm	Position	C=0.00 G=0.00	CG	Rotosymmetrical
Round Luminaire		Diam.	40 mm	Height	105 mm		
Round Luminous Area		Diam.	33 mm	Height	0 mm		
Horizontal Luminous Area		0.000855 m ²		Emitting area on Plane 180°		0.000000 m ²	
Emitting area on Plane 0°		0.000000 m ²		Emitting area on Plane 270°		0.000000 m ²	
Emitting area on Plane 90°		0.000000 m ²		Glare area at 76°		0.000207 m ²	
Coordinate system		CG		Symmetry Type		Rotosymmetrical	
Date		24-10-2017		Maximum Gamma Angle		180	
Measurement Distance		0.00		Measurement Flux		529 lm	
LED Flux=846,4lm LED Power=8W Eff=62% EfcLed=106lm/W EfcLum=53lm/W CCT=3000K Ra=90 SDCM=2 L70(6K)=50000h							
C.I.E.	98 100 100 100 100			D DIN 5040	A60		
F UTE	--			B NBN	BZ 1		

Diam=40mm



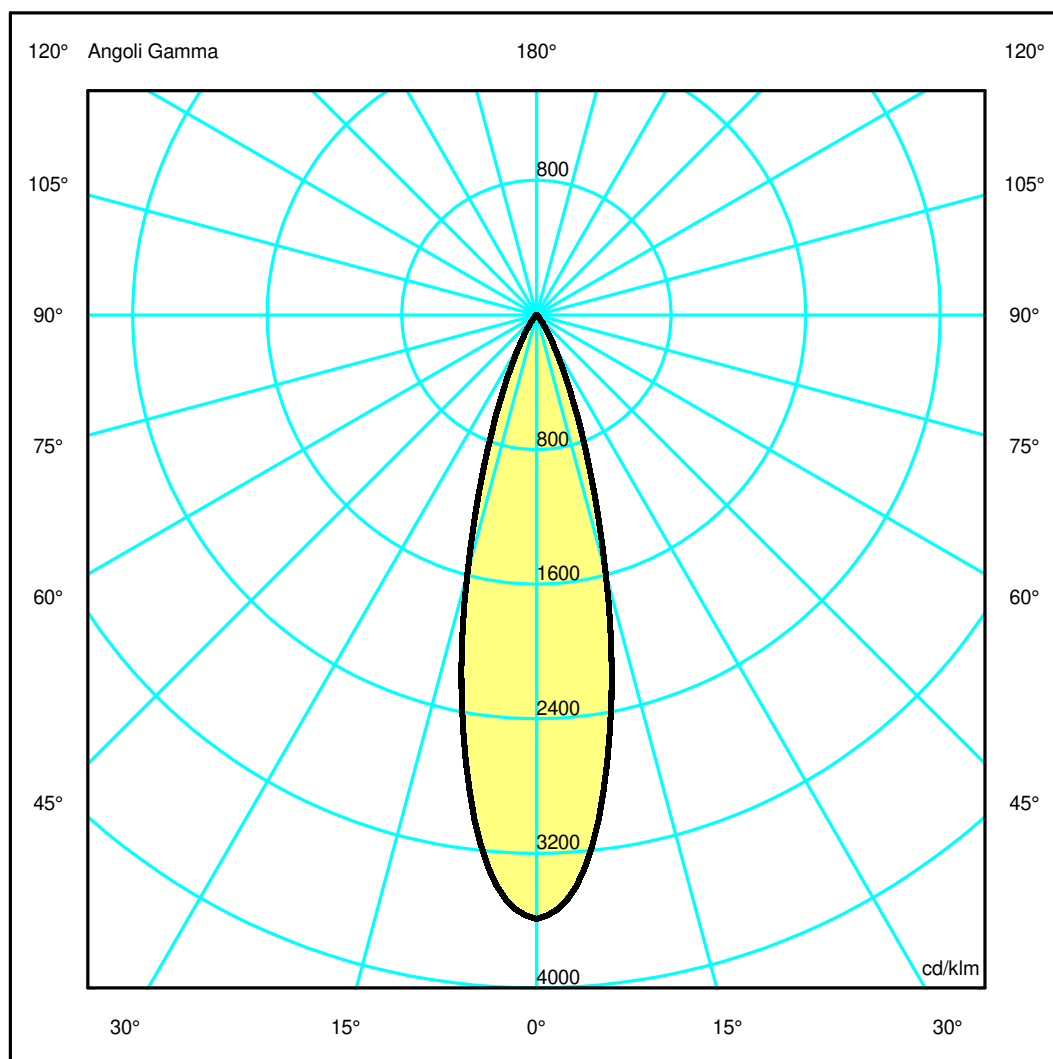
Semipiani C

180.0 ——— 0.0

ULOR 0.00 %

DLOR 100.00 %

RN 0.00 %



Luminaire

Code AN00804
Name VECTOR 40 TRACK 930 WF DALI NRO

Measurment

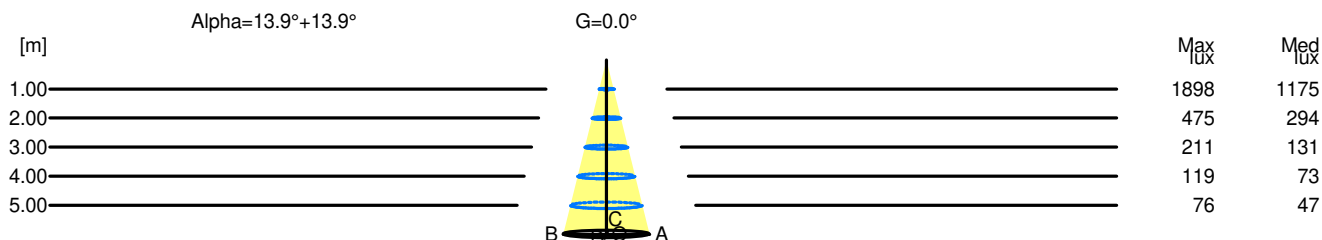
Code FTS1800455
Name VECTOR 40 TRACK 930 WF DALI NRO

Luminaire Flux	529 lm	Luminaire Power	10.0 W	Efficacy	52.875 lm/W	Efficiency	100.00%
Source Flux	529 lm	Maximum value	3590.26 cd/klm	Position	C=0.00 G=0.00	CG	Rotosymmetrical
Round Luminaire		Diam.	40 mm	Height	105 mm		
Round Luminous Area		Diam.	33 mm	Height	0 mm		
Horizontal Luminous Area		0.000855 m ²		Emitting area on Plane 180°		0.000000 m ²	
Emitting area on Plane 0°		0.000000 m ²		Emitting area on Plane 270°		0.000000 m ²	
Emitting area on Plane 90°		0.000000 m ²		Glare area at 76°		0.000207 m ²	
Coordinate system		CG		Symmetry Type		Rotosymmetrical	
Date		24-10-2017		Maximum Gamma Angle		180	
Measurement Distance		0.00		Measurement Flux		529 lm	
LED Flux=846,4lm LED Power=8W Eff=62% EfcLed=106lm/W EfcLum=53lm/W CCT=3000K Ra=90 SDCM=2 L70(6K)=50000h							
C.I.E.	98 100 100 100 100			D DIN 5040	A60		
F UTE	--			B NBN	BZ 1		

Width at 50.00 % of Max Intensity

H[m]	1.00	2.00	3.00	4.00	5.00	H[m]	1.00	2.00	3.00	4.00	5.00
OA	0.25	0.49	0.74	0.99	1.24	OC	0.25	0.49	0.74	0.99	1.24
OB	0.25	0.49	0.74	0.99	1.24	OD	0.25	0.49	0.74	0.99	1.24

	Luminous Intensities [cd/klm]									
	0	5	15	25	35	45	55	65	75	85
OA	1898.35	1742.75	841.13	218.61	44.72	9.90	2.53	0.43	0.00	0.00
OB	1898.35	1742.75	841.13	218.61	44.72	9.90	2.53	0.43	0.00	0.00
OC	1898.35	1742.75	841.13	218.61	44.72	9.90	2.53	0.43	0.00	0.00
OD	1898.35	1742.75	841.13	218.61	44.72	9.90	2.53	0.43	0.00	0.00



H[m]	D[m]	Max lux	Med lux	Alpha=13.9°+13.9°	G=0.0
1.00	0.49	1898	1175		
2.00	0.99	475	294		
3.00	1.48	211	131		
4.00	1.98	119	73		
5.00	2.47	76	47		