

Luminaire

Code AN05101+AP90400
 Name VECTOR 40 TRACK 940 SP ND BCO + ANTI-DAZZLE LOUVRE

Measurement

Code FTS1800620
 Name VECTOR 40 TRACK 940 SP ND BCO + ANTI-DAZZLE LOUVRE

Luminaire Flux	360 lm	Luminaire Power	10.0 W	Efficacy	35.952 lm/W	Efficiency	100.00%
Source Flux	360 lm	Maximum value	11319.28 cd/klm	Position	C=0.00 G=0.00	CG	Rotosymmetrical
Round Luminaire		Diam.	40 mm	Height	103 mm		
Round Luminous Area		Diam.	27 mm	Height	0 mm		
Horizontal Luminous Area			0.000573 m2	Emitting area on Plane 180°			0.000000 m2
Emitting area on Plane 0°			0.000000 m2	Emitting area on Plane 270°			0.000000 m2
Emitting area on Plane 90°			0.000000 m2	Glare area at 76°			0.000139 m2
Coordinate system		CG		Symmetry Type		Rotosymmetrical	
Date		11-05-2018		Maximum Gamma Angle		180	
Measurement Distance		0.00		Measurement Flux		360 lm	

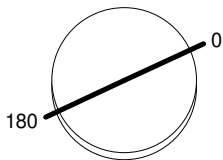
LED Flux=667,5lm LED Power=8W Eff=54% EfcLed=83lm/W EfcLum=36lm/W CCT=4000K Ra=90 SDCM=3 L70(6K)=50000h

C.I.E. 99 100 100 100 100
 F UTE --

D DIN 5040
 B NBN

A60
 BZ 1

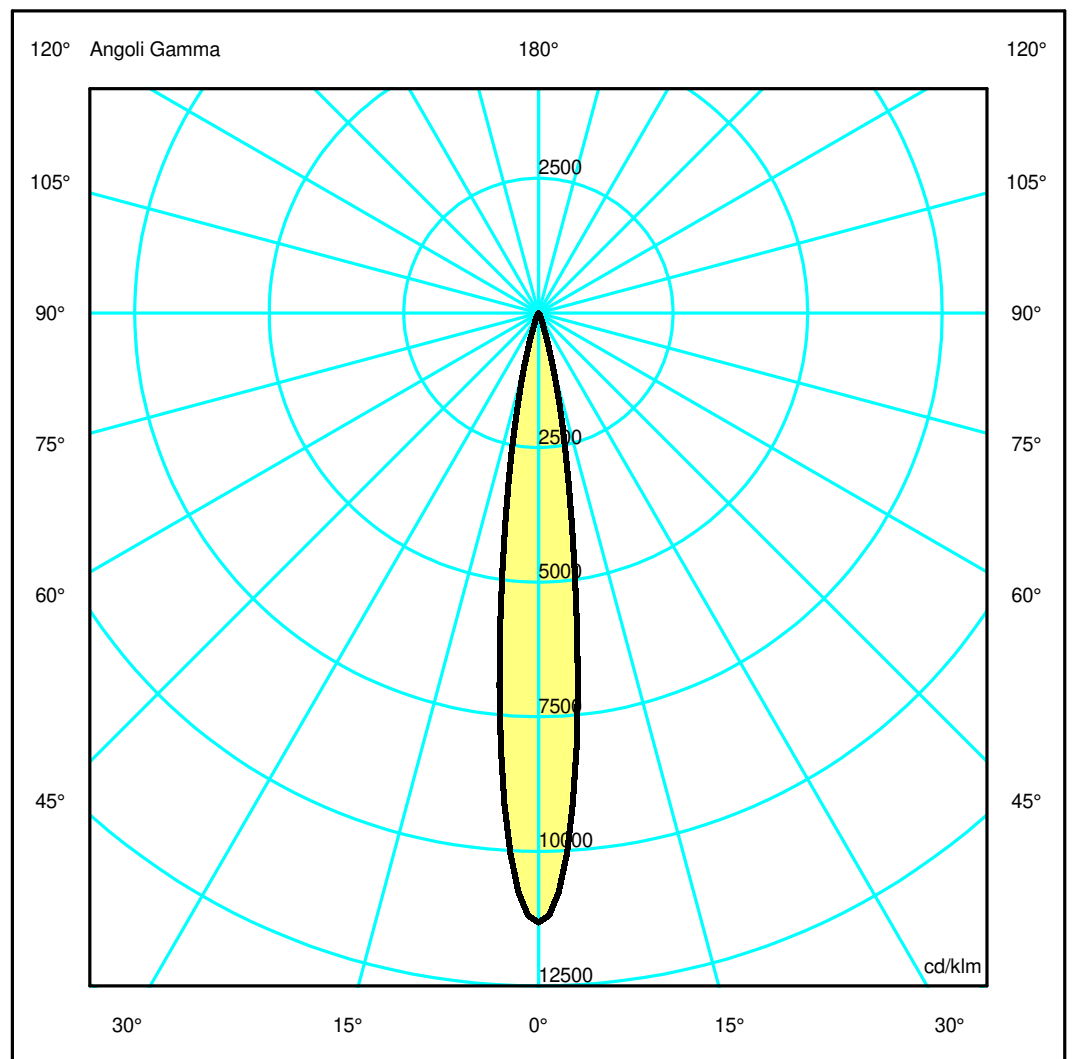
Diam=40mm



Semipiani C

180.0 ——— 0.0

ULOR 0.00 %
 DLOR 100.00 %
 RN 0.00 %



Luminaire

Code AN05101+AP90400
Name VECTOR 40 TRACK 940 SP ND BCO + ANTI-DAZZLE LOUVRE

Measurerm.

Code FTS1800620
Name VECTOR 40 TRACK 940 SP ND BCO + ANTI-DAZZLE LOUVRE

Luminaire Flux	360 lm	Luminaire Power	10.0 W	Efficacy	35.952 lm/W	Efficiency	100.00%
Source Flux	360 lm	Maximum value	11319.28 cd/klm	Position	C=0.00 G=0.00	CG	Rotosymmetrical
Round Luminaire		Diam.	40 mm	Height	103 mm		
Round Luminous Area		Diam.	27 mm	Height	0 mm		
Horizontal Luminous Area		0.000573 m2		Emitting area on Plane 180°		0.000000 m2	
Emitting area on Plane 0°		0.000000 m2		Emitting area on Plane 270°		0.000000 m2	
Emitting area on Plane 90°		0.000000 m2		Glare area at 76°		0.000139 m2	
Coordinate system		CG		Symmetry Type		Rotosymmetrical	
Date		11-05-2018		Maximum Gamma Angle		180	
Measurement Distance		0.00		Measurement Flux		360 lm	

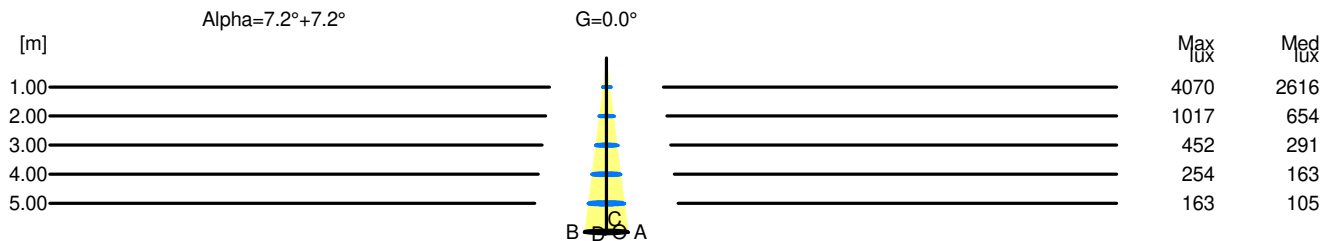
LED Flux=667,5lm LED Power=8W Eff=54% EfcLed=83lm/W EfcLum=36lm/W CCT=4000K Ra=90 SDCM=3 L70(6K)=50000h

C.I.E.	99	100	100	100	100	D DIN 5040	A60
F UTE	--					B NBN	BZ 1

Width at 50.00 % of Max Intensity

H[m]	1.00	2.00	3.00	4.00	5.00	H[m]	1.00	2.00	3.00	4.00	5.00
OA	0.13	0.25	0.38	0.50	0.63	OC	0.13	0.25	0.38	0.50	0.63
OB	0.13	0.25	0.38	0.50	0.63	OD	0.13	0.25	0.38	0.50	0.63

	Luminous Intensities [cd/klm]									
	0	5	15	25	35	45	55	65	75	85
OA	4069.51	2905.90	371.31	40.21	10.34	2.34	0.58	0.22	0.18	0.16
OB	4069.51	2905.90	371.31	40.21	10.34	2.34	0.58	0.22	0.18	0.16
OC	4069.51	2905.90	371.31	40.21	10.34	2.34	0.58	0.22	0.18	0.16
OD	4069.51	2905.90	371.31	40.21	10.34	2.34	0.58	0.22	0.18	0.16



H[m]	D[m]	Max lux	Med lux	Alpha=7.2°+7.2°	G=0.0
1.00	0.25	4070	2616		
2.00	0.50	1017	654		
3.00	0.76	452	291		
4.00	1.01	254	163		
5.00	1.26	163	105		