

Luminaire

Code AN05804+AP90300
Name VECTOR 40 TRACK 940 WF DALI NRO + SOFT FILTER

Measurement

Code FTS1800518
Name VECTOR 40 TRACK 940 WF DALI NRO + SOFT FILTER

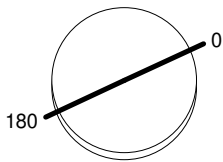
Luminaire Flux	420 lm	Luminaire Power	10.0 W	Efficacy	42.021 lm/W	Efficiency	100.00%
Source Flux	420 lm	Maximum value	3008.02 cd/klm	Position	C=0.00 G=0.00	CG	Rotosymmetrical
Round Luminaire		Diam.	40 mm	Height	103 mm		
Round Luminous Area		Diam.	27 mm	Height	0 mm		
Horizontal Luminous Area			0.000573 m2	Emitting area on Plane 180°			0.000000 m2
Emitting area on Plane 0°			0.000000 m2	Emitting area on Plane 270°			0.000000 m2
Emitting area on Plane 90°			0.000000 m2	Glare area at 76°			0.000139 m2
Coordinate system		CG		Symmetry Type		Rotosymmetrical	
Date		14-05-2018		Maximum Gamma Angle		180	
Measurement Distance		0.00		Measurement Flux		420 lm	

LED Flux=906,8lm LED Power=8W Eff=46% EfcLed=113lm/W EfcLum=42lm/W CCT=4000K Ra=90 SDCM=2 L70(6K)=50000h

C.I.E. 96 99 100 100 100
F UTE 1.00 A

D DIN 5040
B NBN
A60
BZ 1

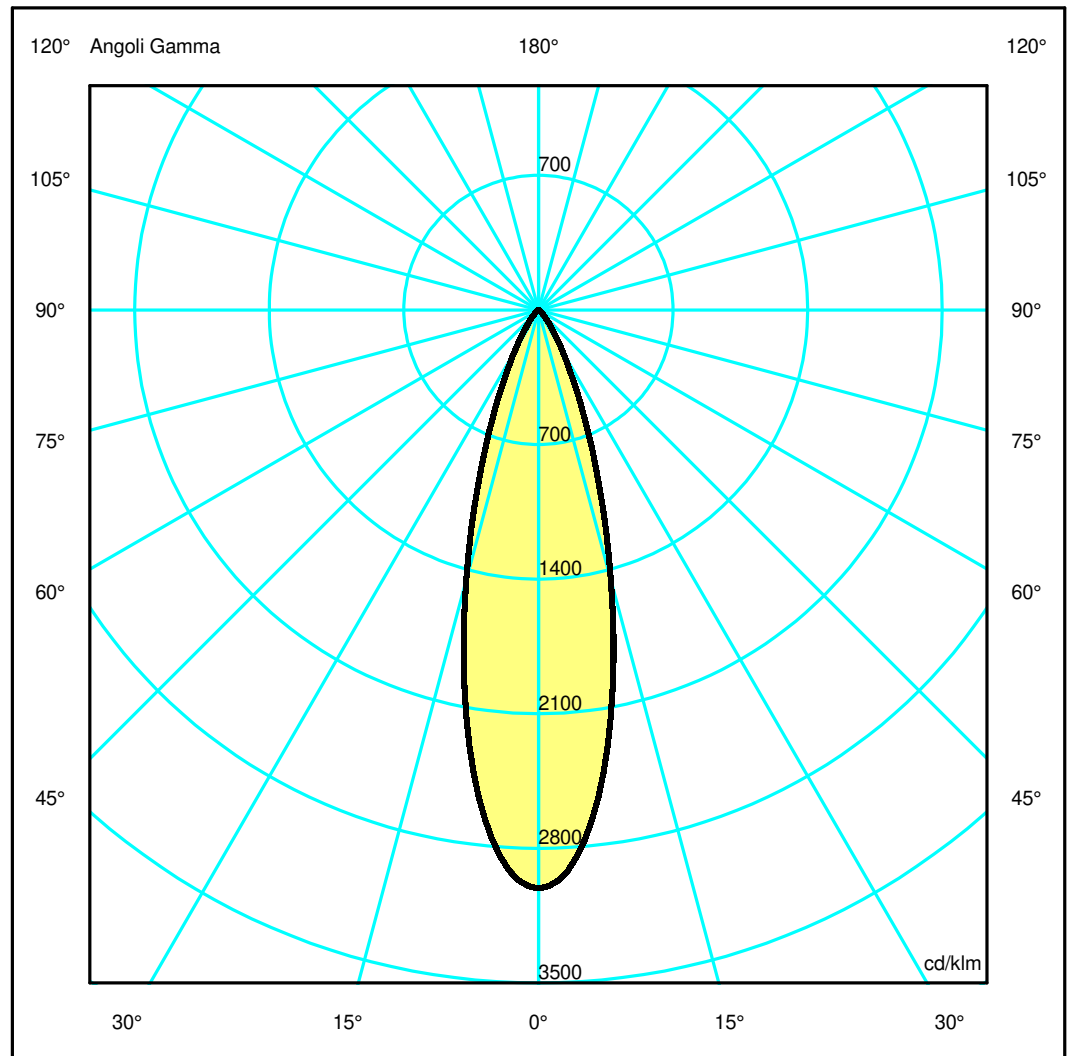
Diam=40mm



Semipiani C

180.0 ——— 0.0

ULOR 0.00 %
DLOR 100.00 %
RN 0.00 %



Luminaire

Code AN05804+AP90300
Name VECTOR 40 TRACK 940 WF DALI NRO + SOFT FILTER

Measurerm.

Code FTS1800518
Name VECTOR 40 TRACK 940 WF DALI NRO + SOFT FILTER

Luminaire Flux	420 lm	Luminaire Power	10.0 W	Efficacy	42.021 lm/W	Efficiency	100.00%
Source Flux	420 lm	Maximum value	3008.02 cd/klm	Position	C=0.00 G=0.00	CG	Rotosymmetrical
Round Luminaire		Diam.	40 mm	Height	103 mm		
Round Luminous Area		Diam.	27 mm	Height	0 mm		
Horizontal Luminous Area		0.000573 m2		Emitting area on Plane 180°		0.000000 m2	
Emitting area on Plane 0°		0.000000 m2		Emitting area on Plane 270°		0.000000 m2	
Emitting area on Plane 90°		0.000000 m2		Glare area at 76°		0.000139 m2	
Coordinate system		CG		Symmetry Type		Rotosymmetrical	
Date		14-05-2018		Maximum Gamma Angle		180	
Measurement Distance		0.00		Measurement Flux		420 lm	

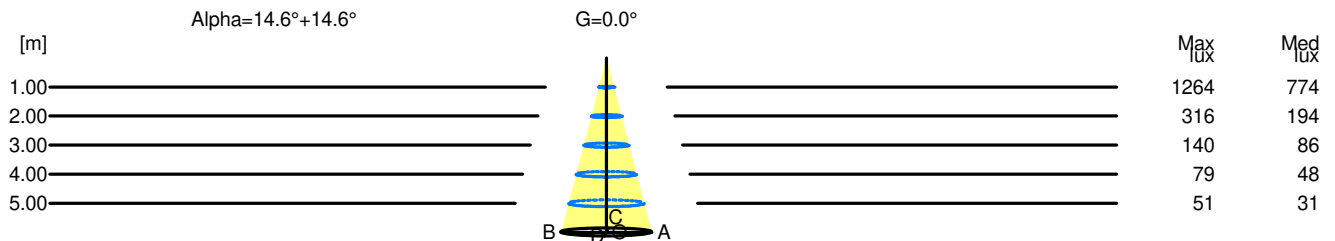
LED Flux=906,8lm LED Power=8W Eff=46% EfcLed=113lm/W EfcLum=42lm/W CCT=4000K Ra=90 SDCM=2 L70(6K)=50000h

C.I.E.	96 99 100 100 100	D DIN 5040	A60
F UTE	1.00 A	B NBN	BZ 1

Width at 50.00 % of Max Intensity

H[m]	1.00	2.00	3.00	4.00	5.00	H[m]	1.00	2.00	3.00	4.00	5.00
OA	0.26	0.52	0.78	1.04	1.31	OC	0.26	0.52	0.78	1.04	1.31
OB	0.26	0.52	0.78	1.04	1.31	OD	0.26	0.52	0.78	1.04	1.31

	Luminous Intensities [cd/klm]									
	0	5	15	25	35	45	55	65	75	85
OA	1264.00	1161.58	611.02	201.66	54.77	14.67	4.34	1.86	0.81	0.09
OB	1264.00	1161.58	611.02	201.66	54.77	14.67	4.34	1.86	0.81	0.09
OC	1264.00	1161.58	611.02	201.66	54.77	14.67	4.34	1.86	0.81	0.09
OD	1264.00	1161.58	611.02	201.66	54.77	14.67	4.34	1.86	0.81	0.09



H[m]	D[m]	Max lux	Med lux	Alpha=14.6°+14.6°	G=0.0
1.00	0.52	1264	774		
2.00	1.04	316	194		
3.00	1.57	140	86		
4.00	2.09	79	48		
5.00	2.61	51	31		