

Luminaire

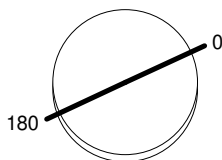
Code AN15201+AP91400
Name VECTOR 55 TRACK 940 FL ND BCO + ANTI-DAZZLE LOUVRE

Measurement

Code FTS1800407-A
Name VECTOR 55 TRACK 940 FL ND BCO + ANTI-DAZZLE LOUVRE

Luminaire Flux	1221 lm	Luminaire Power	25.0 W	Efficacy	48.852 lm/W	Efficiency	100.00%
Source Flux	1221 lm	Maximum value	6688.13 cd/klm	Position	C=0.00 G=0.00	CG	Rotosymmetrical
Round Luminaire		Diam.	55 mm	Height	130 mm		
Round Luminous Area		Diam.	46 mm	Height	0 mm		
Horizontal Luminous Area		0.001662 m2		Emitting area on Plane 180°		0.000000 m2	
Emitting area on Plane 0°		0.000000 m2		Emitting area on Plane 270°		0.000000 m2	
Emitting area on Plane 90°		0.000000 m2		Glare area at 76°		0.000402 m2	
Coordinate system		CG		Symmetry Type		Rotosymmetrical	
Date		20-10-2021		Maximum Gamma Angle		180	
Measurement Distance		0.00		Measurement Flux		1221 lm	
LED Flux=2383lm LED Power=21W Eff=51% EfcLed=113lm/W EfcLum=49lm/W CCT=4000K Ra=90 R9=50 SDCM=3 L70(6K)=50000h							
C.I.E.	100	100	100	100	D DIN 5040	A60	
F UTE	--				B NBN	BZ 1	

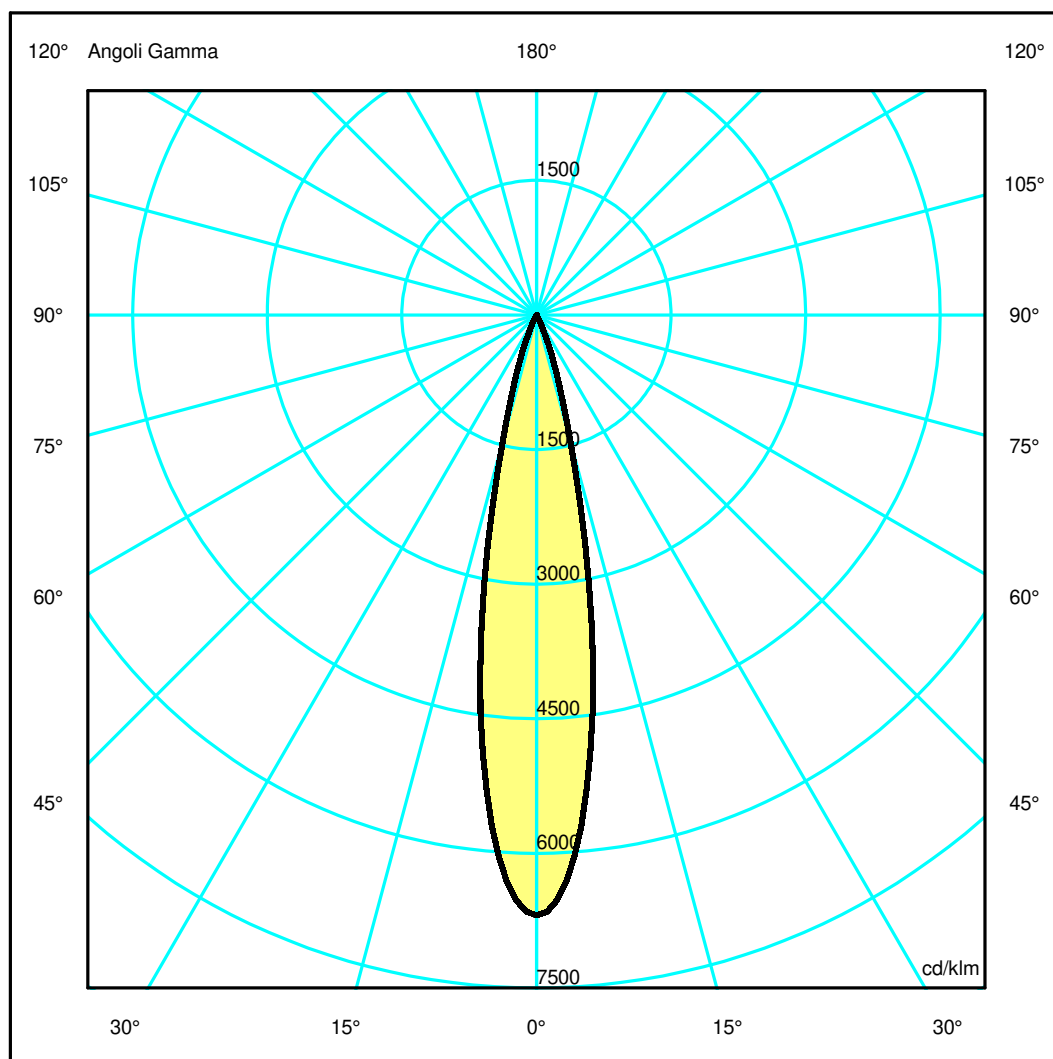
Diam=55mm



Semipiani C

180.0 ——— 0.0

ULOR 0.00 %
DLOR 100.00 %
RN 0.00 %



Luminaire

Code AN15201+AP91400
Name VECTOR 55 TRACK 940 FL ND BCO + ANTI-DAZZLE LOUVRE

Measur.

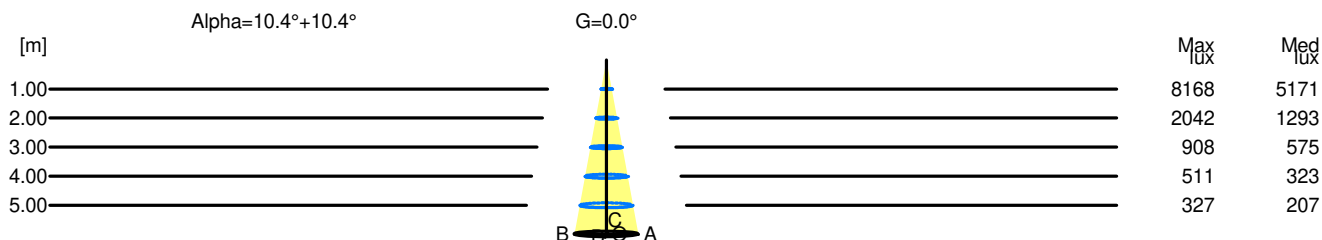
Code FTS1800407-A
Name VECTOR 55 TRACK 940 FL ND BCO + ANTI-DAZZLE LOUVRE

Luminaire Flux	1221 lm	Luminaire Power	25.0 W	Efficacy	48.852 lm/W	Efficiency	100.00%
Source Flux	1221 lm	Maximum value	6688.13 cd/klm	Position	C=0.00 G=0.00	CG	Rotosymmetrical
Round Luminaire		Diam.	55 mm	Height	130 mm		
Round Luminous Area		Diam.	46 mm	Height	0 mm		
Horizontal Luminous Area		0.001662 m2		Emitting area on Plane 180°		0.000000 m2	
Emitting area on Plane 0°		0.000000 m2		Emitting area on Plane 270°		0.000000 m2	
Emitting area on Plane 90°		0.000000 m2		Glare area at 76°		0.000402 m2	
Coordinate system		CG		Symmetry Type		Rotosymmetrical	
Date		20-10-2021		Maximum Gamma Angle		180	
Measurement Distance		0.00		Measurement Flux		1221 lm	
LED Flux=2383lm LED Power=21W Eff=51% EfcLed=113lm/W EfcLum=49lm/W CCT=4000K Ra=90 R9=50 SDCM=3 L70(6K)=50000h							
C.I.E.	100	100	100	100	100	D DIN 5040	A60
F UTE	--					B NBN	BZ 1

Width at 50.00 % of Max Intensity

H[m]	1.00	2.00	3.00	4.00	5.00	H[m]	1.00	2.00	3.00	4.00	5.00
OA	0.18	0.37	0.55	0.74	0.92	OC	0.18	0.37	0.55	0.74	0.92
OB	0.18	0.37	0.55	0.74	0.92	OD	0.18	0.37	0.55	0.74	0.92

	Luminous Intensities [cd/klm]									
	0	5	15	25	35	45	55	65	75	85
OA	8168.15	6978.15	1788.28	163.92	15.85	4.35	1.52	0.48	0.36	0.27
OB	8168.15	6978.15	1788.28	163.92	15.85	4.35	1.52	0.48	0.36	0.27
OC	8168.15	6978.15	1788.28	163.92	15.85	4.35	1.52	0.48	0.36	0.27
OD	8168.15	6978.15	1788.28	163.92	15.85	4.35	1.52	0.48	0.36	0.27



H[m]	D[m]	Max lux	Med lux	Alpha=10.4°+10.4°	G=0.0
1.00	0.37	8168	5171		
2.00	0.74	2042	1293		
3.00	1.10	908	575		
4.00	1.47	511	323		
5.00	1.84	327	207		