

## Luminaire

Code AN15304  
Name VECTOR 55 TRACK 940 WF ND NRO

## Measurment.

Code FTS1800215  
Name VECTOR 55 TRACK 940 WF ND NRO

Luminaire Flux	1815 lm	Luminaire Power	25.0 W	Efficacy	72.598 lm/W	Efficiency	100.00%
Source Flux	1815 lm	Maximum value	3574.81 cd/klm	Position	C=0.00 G=0.00	CG	Rotosymmetrical
Round Luminaire		Diam.	55 mm	Height	130 mm		
Round Luminous Area		Diam.	46 mm	Height	0 mm		
Horizontal Luminous Area		0.001662 m2		Emitting area on Plane 180°		0.000000 m2	
Emitting area on Plane 0°		0.000000 m2		Emitting area on Plane 270°		0.000000 m2	
Emitting area on Plane 90°		0.000000 m2		Glare area at 76°		0.000402 m2	
Coordinate system		CG		Symmetry Type		Rotosymmetrical	
Date		27-09-2021		Maximum Gamma Angle		180	
Measurement Distance		0.00		Measurement Flux		1815 lm	

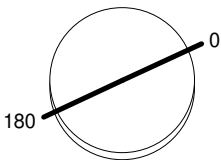
LED Flux=2383lm LED Power=21W Eff=76% EfcLed=111lm/W EfcLum=73lm/W CCT=4000K Ra=90 SDCM=3 L70(6K)=50000h

C.I.E. 99 100 100 100 100  
F UTE --

D DIN 5040  
B NBN

A60  
BZ 1

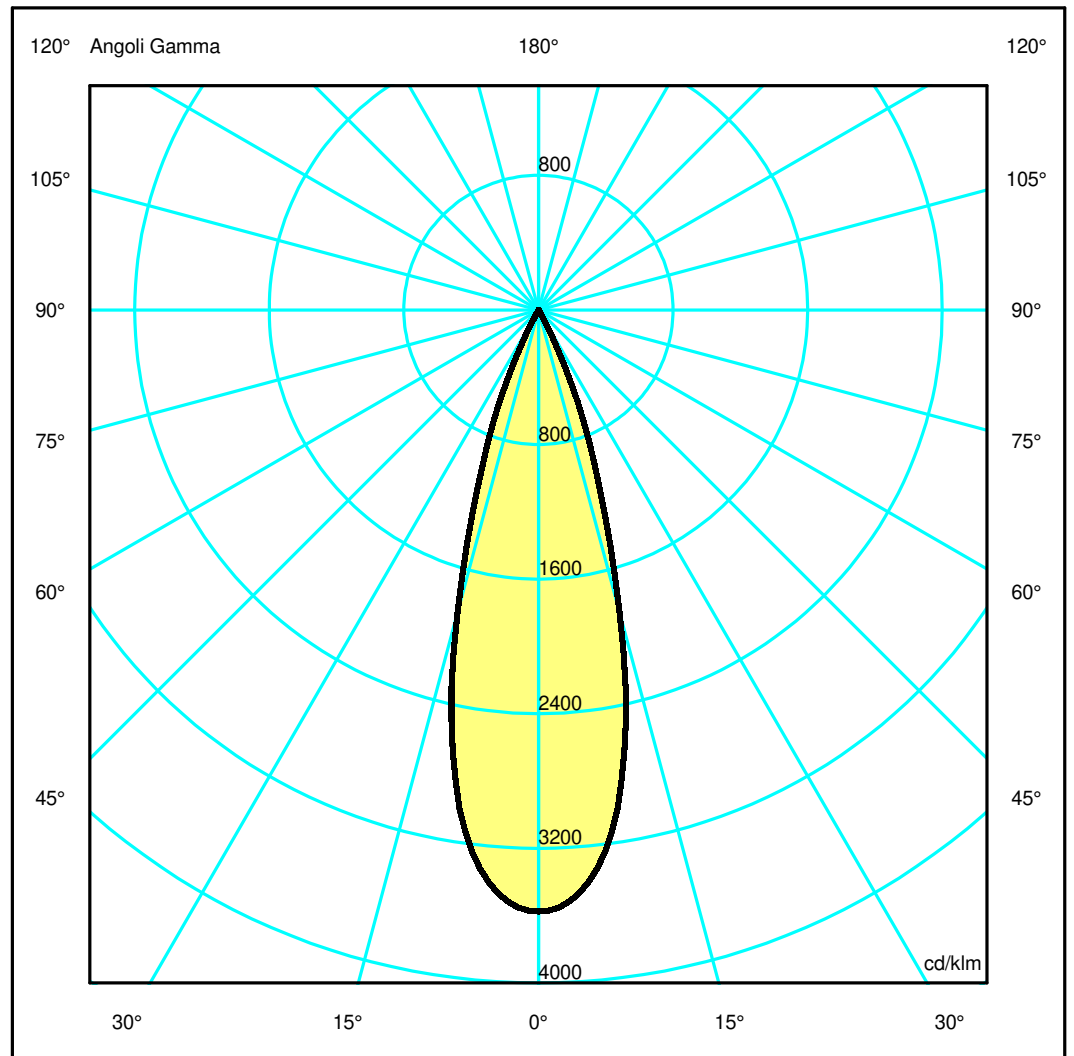
Diam=55mm



Semipiani C

180.0 ——— 0.0

ULOR 0.00 %  
DLOR 100.00 %  
RN 0.00 %



## Luminaire

Code AN15304  
Name VECTOR 55 TRACK 940 WF ND NRO

## Measurerm.

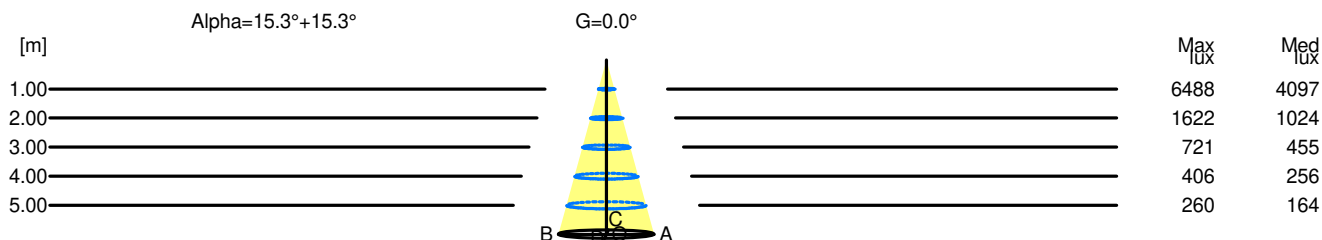
Code FTS1800215  
Name VECTOR 55 TRACK 940 WF ND NRO

Luminaire Flux	1815 lm	Luminaire Power	25.0 W	Efficacy	72.598 lm/W	Efficiency	100.00%
Source Flux	1815 lm	Maximum value	3574.81 cd/klm	Position	C=0.00 G=0.00	CG	Rotosymmetrical
Round Luminaire		Diam.	55 mm	Height	130 mm		
Round Luminous Area		Diam.	46 mm	Height	0 mm		
Horizontal Luminous Area		0.001662 m <sup>2</sup>		Emitting area on Plane 180°		0.000000 m <sup>2</sup>	
Emitting area on Plane 0°		0.000000 m <sup>2</sup>		Emitting area on Plane 270°		0.000000 m <sup>2</sup>	
Emitting area on Plane 90°		0.000000 m <sup>2</sup>		Glare area at 76°		0.000402 m <sup>2</sup>	
Coordinate system		CG		Symmetry Type		Rotosymmetrical	
Date		27-09-2021		Maximum Gamma Angle		180	
Measurement Distance		0.00		Measurement Flux		1815 lm	
LED Flux=2383lm LED Power=21W Eff=76% EfcLed=111lm/W EfcLum=73lm/W CCT=4000K Ra=90 SDCM=3 L70(6K)=50000h							
C.I.E.	99	100	100	100	100	D DIN 5040	A60
F UTE	--					B NBN	BZ 1

### Width at 50.00 % of Max Intensity

H[m]	1.00	2.00	3.00	4.00	5.00	H[m]	1.00	2.00	3.00	4.00	5.00
OA	0.27	0.55	0.82	1.10	1.37	OC	0.27	0.55	0.82	1.10	1.37
OB	0.27	0.55	0.82	1.10	1.37	OD	0.27	0.55	0.82	1.10	1.37

	Luminous Intensities [ cd/klm ]									
	0	5	15	25	35	45	55	65	75	85
OA	6488.07	6194.77	3374.01	651.15	17.59	6.20	3.41	2.44	1.48	0.55
OB	6488.07	6194.77	3374.01	651.15	17.59	6.20	3.41	2.44	1.48	0.55
OC	6488.07	6194.77	3374.01	651.15	17.59	6.20	3.41	2.44	1.48	0.55
OD	6488.07	6194.77	3374.01	651.15	17.59	6.20	3.41	2.44	1.48	0.55



H[m]	D[m]	Max lux	Med lux	Alpha=15.3°+15.3°	G=0.0
1.00	0.55	6488	4097		
2.00	1.10	1622	1024		
3.00	1.65	721	455		
4.00	2.19	406	256		
5.00	2.74	260	164		