

## Luminaire

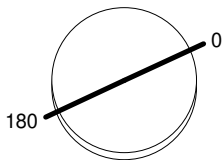
Code AN15304+AP91400  
Name VECTOR 55 TRACK 940 WF ND NRO + ANTI-DAZZLE LOUVRE

## Measurement

Code FTS1800410-A  
Name VECTOR 55 TRACK 940 WF ND NRO + ANTI-DAZZLE LOUVRE

Luminaire Flux	1302 lm	Luminaire Power	25.0 W	Efficacy	52.063 lm/W	Efficiency	100.00%
Source Flux	1302 lm	Maximum value	4326.59 cd/klm	Position	C=0.00 G=0.00	CG	Rotosymmetrical
Round Luminaire		Diam.	55 mm	Height	130 mm		
Round Luminous Area		Diam.	46 mm	Height	0 mm		
Horizontal Luminous Area		0.001662 m2		Emitting area on Plane 180°		0.000000 m2	
Emitting area on Plane 0°		0.000000 m2		Emitting area on Plane 270°		0.000000 m2	
Emitting area on Plane 90°		0.000000 m2		Glare area at 76°		0.000402 m2	
Coordinate system		CG		Symmetry Type		Rotosymmetrical	
Date		22-10-2021		Maximum Gamma Angle		180	
Measurement Distance		0.00		Measurement Flux		1302 lm	
LED Flux=2383lm LED Power=21W Eff=55% EfcLed=113lm/W EfcLum=52lm/W CCT=4000K Ra=90 R9=50 SDCM=3 L70(6K)=50000h							
C.I.E.	100	100	100	100	D DIN 5040	A60	
F UTE	--				B NBN	BZ 1	

Diam=55mm



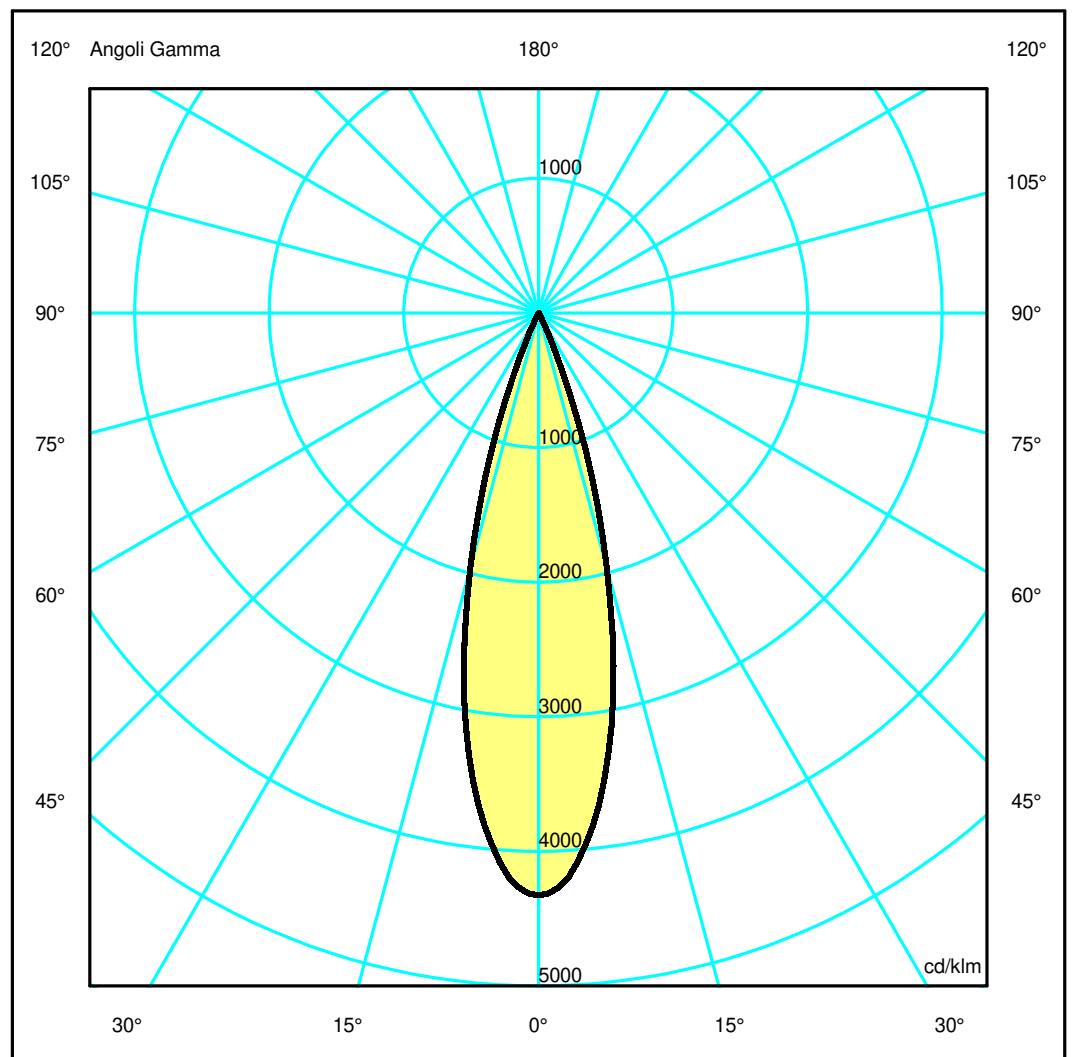
Semipiani C

180.0 ——— 0.0

ULOR 0.00 %

DLOR 100.00 %

RN 0.00 %



## Luminaire

Code AN15304+AP91400  
Name VECTOR 55 TRACK 940 WF ND NRO + ANTI-DAZZLE LOUVRE

## Measur.

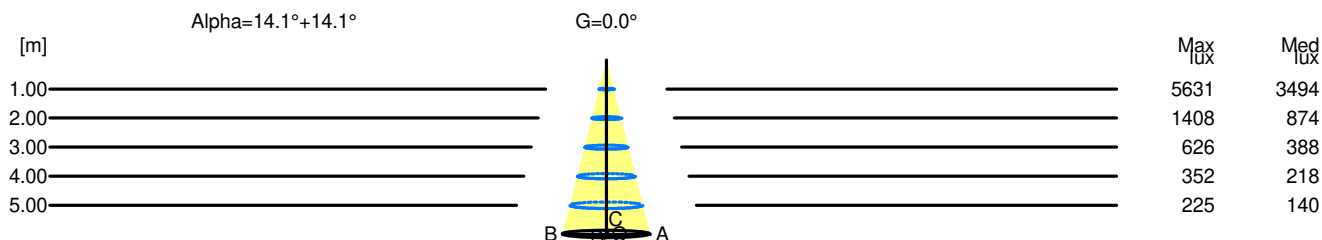
Code FTS1800410-A  
Name VECTOR 55 TRACK 940 WF ND NRO + ANTI-DAZZLE LOUVRE

Luminaire Flux	1302 lm	Luminaire Power	25.0 W	Efficacy	52.063 lm/W	Efficiency	100.00%
Source Flux	1302 lm	Maximum value	4326.59 cd/klm	Position	C=0.00 G=0.00	CG	Rotosymmetrical
Round Luminaire		Diam.	55 mm	Height	130 mm		
Round Luminous Area		Diam.	46 mm	Height	0 mm		
Horizontal Luminous Area		0.001662 m2		Emitting area on Plane 180°		0.000000 m2	
Emitting area on Plane 0°		0.000000 m2		Emitting area on Plane 270°		0.000000 m2	
Emitting area on Plane 90°		0.000000 m2		Glare area at 76°		0.000402 m2	
Coordinate system		CG		Symmetry Type		Rotosymmetrical	
Date		22-10-2021		Maximum Gamma Angle		180	
Measurement Distance		0.00		Measurement Flux		1302 lm	
LED Flux=2383lm LED Power=21W Eff=55% EfcLed=113lm/W EfcLum=52lm/W CCT=4000K Ra=90 R9=50 SDCM=3 L70(6K)=50000h							
C.I.E.	100	100	100	100	100	D DIN 5040	A60
F UTE	--					B NBN	BZ 1

### Width at 50.00 % of Max Intensity

H[m]	1.00	2.00	3.00	4.00	5.00	H[m]	1.00	2.00	3.00	4.00	5.00
OA	0.25	0.50	0.76	1.01	1.26	OC	0.25	0.50	0.76	1.01	1.26
OB	0.25	0.50	0.76	1.01	1.26	OD	0.25	0.50	0.76	1.01	1.26

	Luminous Intensities [ cd/klm ]									
	0	5	15	25	35	45	55	65	75	85
OA	5631.40	5167.02	2545.37	202.45	18.49	4.57	1.56	0.50	0.35	0.29
OB	5631.40	5167.02	2545.37	202.45	18.49	4.57	1.56	0.50	0.35	0.29
OC	5631.40	5167.02	2545.37	202.45	18.49	4.57	1.56	0.50	0.35	0.29
OD	5631.40	5167.02	2545.37	202.45	18.49	4.57	1.56	0.50	0.35	0.29



H[m]	D[m]	Max lux	Med lux	Alpha=14.1°+14.1°	G=0.0
1.00	0.50	5631	3494		
2.00	1.01	1408	874		
3.00	1.51	626	388		
4.00	2.01	352	218		
5.00	2.52	225	140		