

Luminaire

Code AP10315+AP91300
 Name VECTOR 55 MAGNET 930 WF DALI BR.SILVER + SOFT FILTER

Measurement

Code FTS1800275-B
 Name VECTOR 55 MAGNET 930 WF DALI BR.SILVER + SOFT FILTER

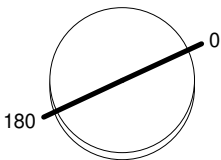
Luminaire Flux	1550 lm	Luminaire Power	19.0 W	Efficacy	81.579 lm/W	Efficiency	100.00%
Source Flux	1550 lm	Maximum value	3005.49 cd/klm	Position	C=0.00 G=0.00	CG	Rotosymmetrical
Round Luminaire		Diam.	55 mm	Height	130 mm		
Round Luminous Area		Diam.	48 mm	Height	0 mm		
Horizontal Luminous Area		0.001810 m ²		Emitting area on Plane 180°		0.000000 m ²	
Emitting area on Plane 0°		0.000000 m ²		Emitting area on Plane 270°		0.000000 m ²	
Emitting area on Plane 90°		0.000000 m ²		Glare area at 76°		0.000438 m ²	
Coordinate system		CG		Symmetry Type		Rotosymmetrical	
Date		29-02-2024		Maximum Gamma Angle		180	
Measurement Distance		0.00		Measurement Flux		1550 lm	

LED Flux=2491lm LED Power=17W Eff=62% EfcLed=143lm/W EfcLum=82lm/W CCT=3000K Ra=90 R9=50 SDCM=3 L70(9k)=50000h

C.I.E. 97 99 100 100 100
 F UTE --

D DIN 5040
 B NBN
 A60
 BZ 1

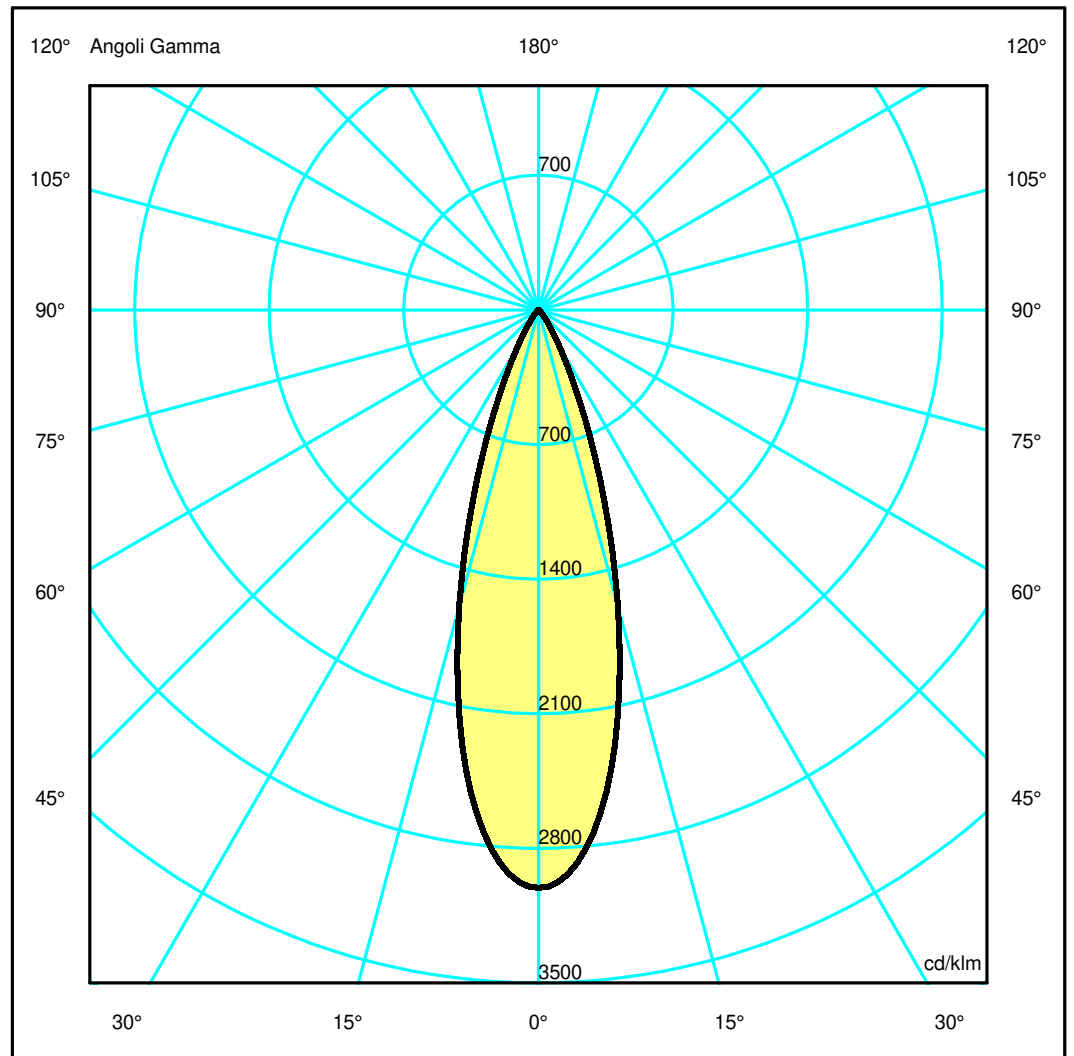
Diam=55mm



Semipiani C

180.0 ——— 0.0

ULOR 0.00 %
 DLOR100.00 %
 RN 0.00 %



Luminaire

Code AP10315+AP91300
 Name VECTOR 55 MAGNET 930 WF DALI BR.SILVER + SOFT FILTER

Measurem.

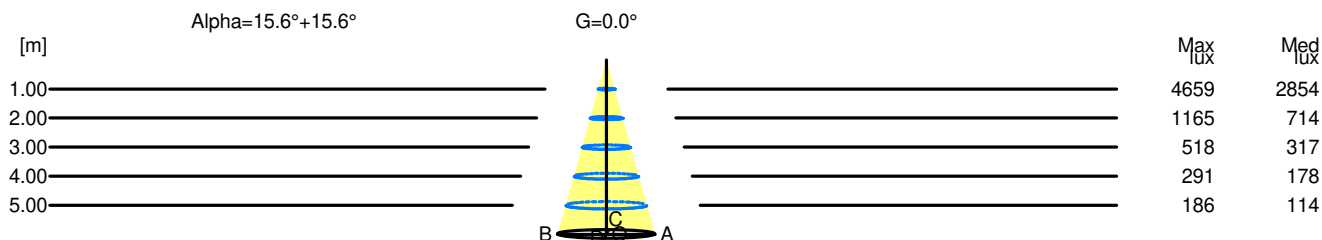
Code FTS1800275-B
 Name VECTOR 55 MAGNET 930 WF DALI BR.SILVER + SOFT FILTER

Luminaire Flux	1550 lm	Luminaire Power	19.0 W	Efficacy	81.579 lm/W	Efficiency	100.00%
Source Flux	1550 lm	Maximum value	3005.49 cd/klm	Position	C=0.00 G=0.00	CG	Rotosymmetrical
Round Luminaire		Diam.	55 mm	Height	130 mm		
Round Luminous Area		Diam.	48 mm	Height	0 mm		
Horizontal Luminous Area		0.001810 m2		Emitting area on Plane 180°		0.000000 m2	
Emitting area on Plane 0°		0.000000 m2		Emitting area on Plane 270°		0.000000 m2	
Emitting area on Plane 90°		0.000000 m2		Glare area at 76°		0.000438 m2	
Coordinate system		CG		Symmetry Type		Rotosymmetrical	
Date		29-02-2024		Maximum Gamma Angle		180	
Measurement Distance		0.00		Measurement Flux		1550 lm	
LED Flux=2491lm LED Power=17W Eff=62% EfcLed=143lm/W EfcLum=82lm/W CCT=3000K Ra=90 R9=50 SDCM=3 L70(9k)=50000h							
C.I.E.	97 99 100 100 100			D DIN 5040	A60		
F UTE	--			B NBN	BZ 1		

Width at 50.00 % of Max Intensity

H[m]	1.00	2.00	3.00	4.00	5.00	H[m]	1.00	2.00	3.00	4.00	5.00
OA	0.28	0.56	0.84	1.12	1.40	OC	0.28	0.56	0.84	1.12	1.40
OB	0.28	0.56	0.84	1.12	1.40	OD	0.28	0.56	0.84	1.12	1.40

	Luminous Intensities [cd/klm]									
	0	5	15	25	35	45	55	65	75	85
OA	4658.51	4360.91	2468.52	721.57	142.61	30.56	10.55	6.98	4.22	0.97
OB	4658.51	4360.91	2468.52	721.57	142.61	30.56	10.55	6.98	4.22	0.97
OC	4658.51	4360.91	2468.52	721.57	142.61	30.56	10.55	6.98	4.22	0.97
OD	4658.51	4360.91	2468.52	721.57	142.61	30.56	10.55	6.98	4.22	0.97



H[m]	D[m]	Max lux	Med lux	Alpha=15.6°+15.6°	G=0.0
1.00	0.56	4659	2854		
2.00	1.12	1165	714		
3.00	1.68	518	317		
4.00	2.24	291	178		
5.00	2.80	186	114		