

Luminaire

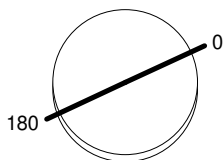
Code AP11120+AP91300
 Name VECTOR 55 MAGNET 927 SP DALI BR.BRONZE + SOFT FILTER

Measurement

Code FTS2001429-B
 Name VECTOR 55 MAGNET 927 SP DALI BR.BRONZE + SOFT FILTER

Luminaire Flux	1257 lm	Luminaire Power	19.0 W	Efficacy	66.158 lm/W	Efficiency	100.00%
Source Flux	1257 lm	Maximum value	4480.84 cd/klm	Position	C=0.00 G=0.00	CG	Rotosymmetrical
Round Luminaire		Diam.	55 mm	Height	130 mm		
Round Luminous Area		Diam.	48 mm	Height	0 mm		
Horizontal Luminous Area		0.001810 m ²		Emitting area on Plane 180°		0.000000 m ²	
Emitting area on Plane 0°		0.000000 m ²		Emitting area on Plane 270°		0.000000 m ²	
Emitting area on Plane 90°		0.000000 m ²		Glare area at 76°		0.000438 m ²	
Coordinate system		CG		Symmetry Type		Rotosymmetrical	
Date		29-02-2024		Maximum Gamma Angle		180	
Measurement Distance		0.00		Measurement Flux		1257 lm	
LED Flux=2359lm LED Power=17W Eff=53% EfcLed=136lm/W EfcLum=66lm/W CCT=2700K Ra=90 R9=50 SDCM=3 L70(9k)=50000h							
C.I.E.	98 99 100 100 100			D DIN 5040	A60		
F UTE	--			B NBN	BZ 1		

Diam=55mm



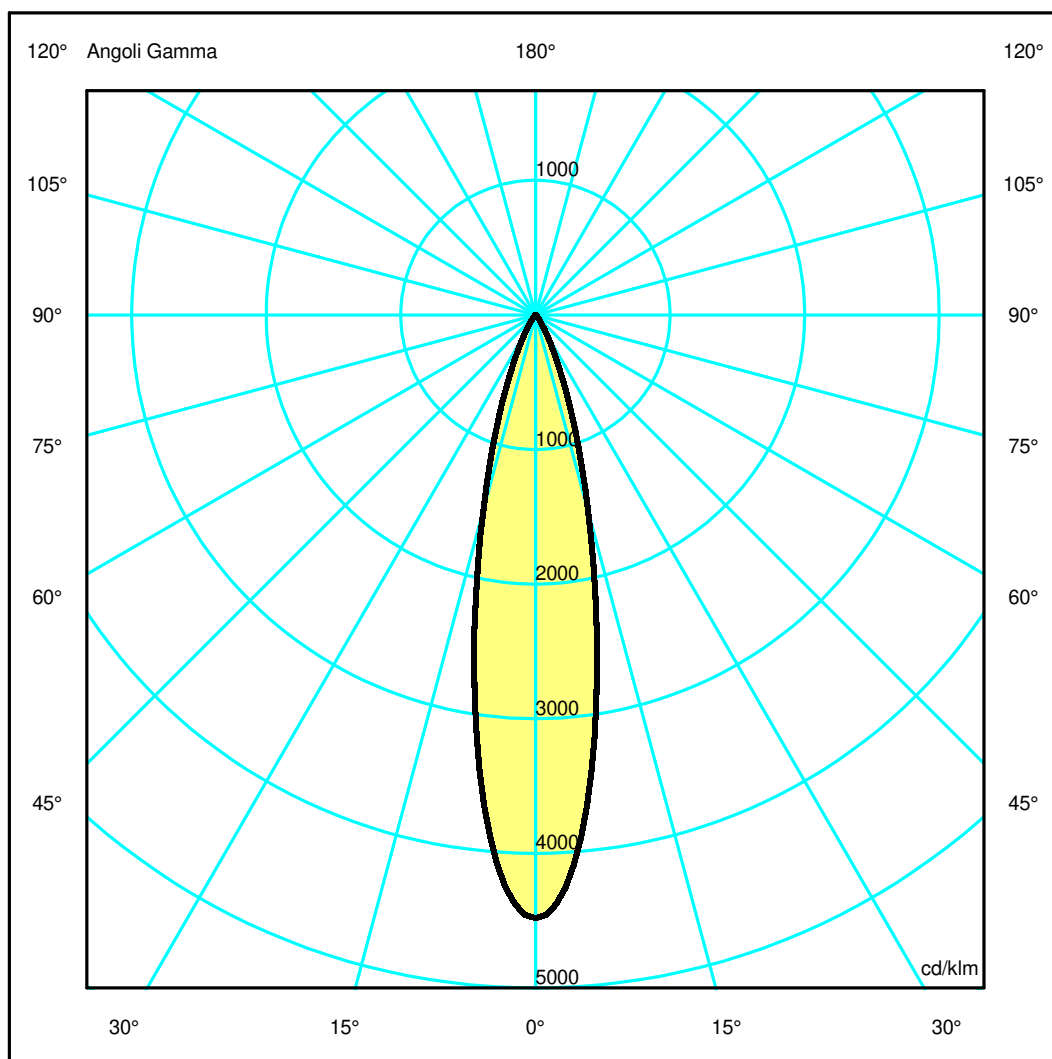
Semipiani C

180.0 ——— 0.0

ULOR 0.00 %

DLOR100.00 %

RN 0.00 %



Luminaire

Code AP11120+AP91300
Name VECTOR 55 MAGNET 927 SP DALI BR.BRONZE + SOFT FILTER

Measurerm.

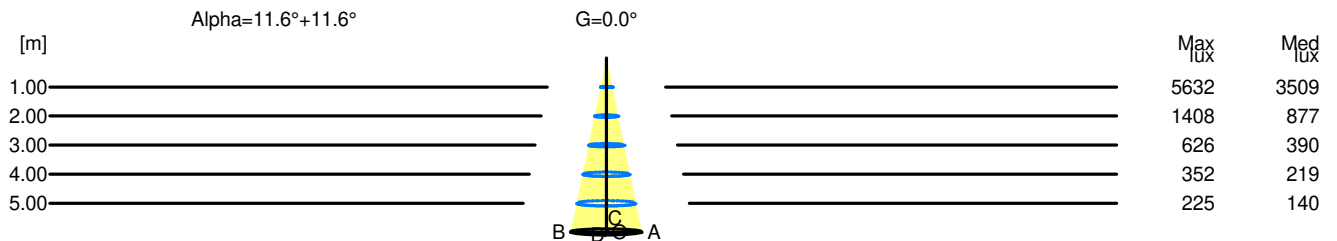
Code FTS2001429-B
Name VECTOR 55 MAGNET 927 SP DALI BR.BRONZE + SOFT FILTER

Luminaire Flux	1257 lm	Luminaire Power	19.0 W	Efficacy	66.158 lm/W	Efficiency	100.00%
Source Flux	1257 lm	Maximum value	4480.84 cd/klm	Position	C=0.00 G=0.00	CG	Rotosymmetrical
Round Luminaire		Diam.	55 mm	Height	130 mm		
Round Luminous Area		Diam.	48 mm	Height	0 mm		
Horizontal Luminous Area		0.001810 m2		Emitting area on Plane 180°		0.000000 m2	
Emitting area on Plane 0°		0.000000 m2		Emitting area on Plane 270°		0.000000 m2	
Emitting area on Plane 90°		0.000000 m2		Glare area at 76°		0.000438 m2	
Coordinate system		CG		Symmetry Type		Rotosymmetrical	
Date		29-02-2024		Maximum Gamma Angle		180	
Measurement Distance		0.00		Measurement Flux		1257 lm	
LED Flux=2359lm LED Power=17W Eff=53% EfcLed=136lm/W EfcLum=66lm/W CCT=2700K Ra=90 R9=50 SDCM=3 L70(9k)=50000h							
C.I.E.	98 99 100 100 100			D DIN 5040	A60		
F UTE	--			B NBN	BZ 1		

Width at 50.00 % of Max Intensity

H[m]	1.00	2.00	3.00	4.00	5.00	H[m]	1.00	2.00	3.00	4.00	5.00
OA	0.20	0.41	0.61	0.82	1.02	OC	0.20	0.41	0.61	0.82	1.02
OB	0.20	0.41	0.61	0.82	1.02	OD	0.20	0.41	0.61	0.82	1.02

	Luminous Intensities [cd/klm]									
	0	5	15	25	35	45	55	65	75	85
OA	5632.42	4888.96	1889.15	464.60	87.77	18.81	7.11	5.22	3.36	0.91
OB	5632.42	4888.96	1889.15	464.60	87.77	18.81	7.11	5.22	3.36	0.91
OC	5632.42	4888.96	1889.15	464.60	87.77	18.81	7.11	5.22	3.36	0.91
OD	5632.42	4888.96	1889.15	464.60	87.77	18.81	7.11	5.22	3.36	0.91



H[m]	D[m]	Max lux	Med lux	Alpha=11.6°+11.6°	G=0.0
1.00	0.41	5632	3509		
2.00	0.82	1408	877		
3.00	1.23	626	390		
4.00	1.64	352	219		
5.00	2.04	225	140		