

Luminaire

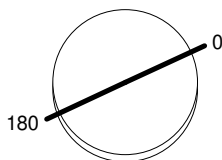
Code AP11120+AP91400
 Name VECTOR 55 MAGNET 927 SP DALI BR.BRONZE + ANTI-DAZZLE LOUVRE

Measurement

Code FTS2001444-B
 Name VECTOR 55 MAGNET 927 SP DALI BR.BRONZE + ANTI-DAZZLE LOUVRE

Luminaire Flux	999 lm	Luminaire Power	19.0 W	Efficacy	52.579 lm/W	Efficiency	100.00%
Source Flux	999 lm	Maximum value	9643.54 cd/klm	Position	C=0.00 G=0.00	CG	Rotosymmetrical
Round Luminaire		Diam.	55 mm	Height	130 mm		
Round Luminous Area		Diam.	48 mm	Height	0 mm		
Horizontal Luminous Area		0.001810 m ²		Emitting area on Plane 180°		0.000000 m ²	
Emitting area on Plane 0°		0.000000 m ²		Emitting area on Plane 270°		0.000000 m ²	
Emitting area on Plane 90°		0.000000 m ²		Glare area at 76°		0.000438 m ²	
Coordinate system		CG		Symmetry Type		Rotosymmetrical	
Date		29-02-2024		Maximum Gamma Angle		180	
Measurement Distance		0.00		Measurement Flux		999 lm	
LED Flux=2359lm LED Power=17W Eff=42% EfcLed=136lm/W EfcLum=53lm/W CCT=2700K Ra=90 R9=50 SDCM=3 L70(9k)=50000h							
C.I.E.	100	100	100	100	100	D DIN 5040	A60
F UTE	--					B NBN	BZ 1

Diam=55mm



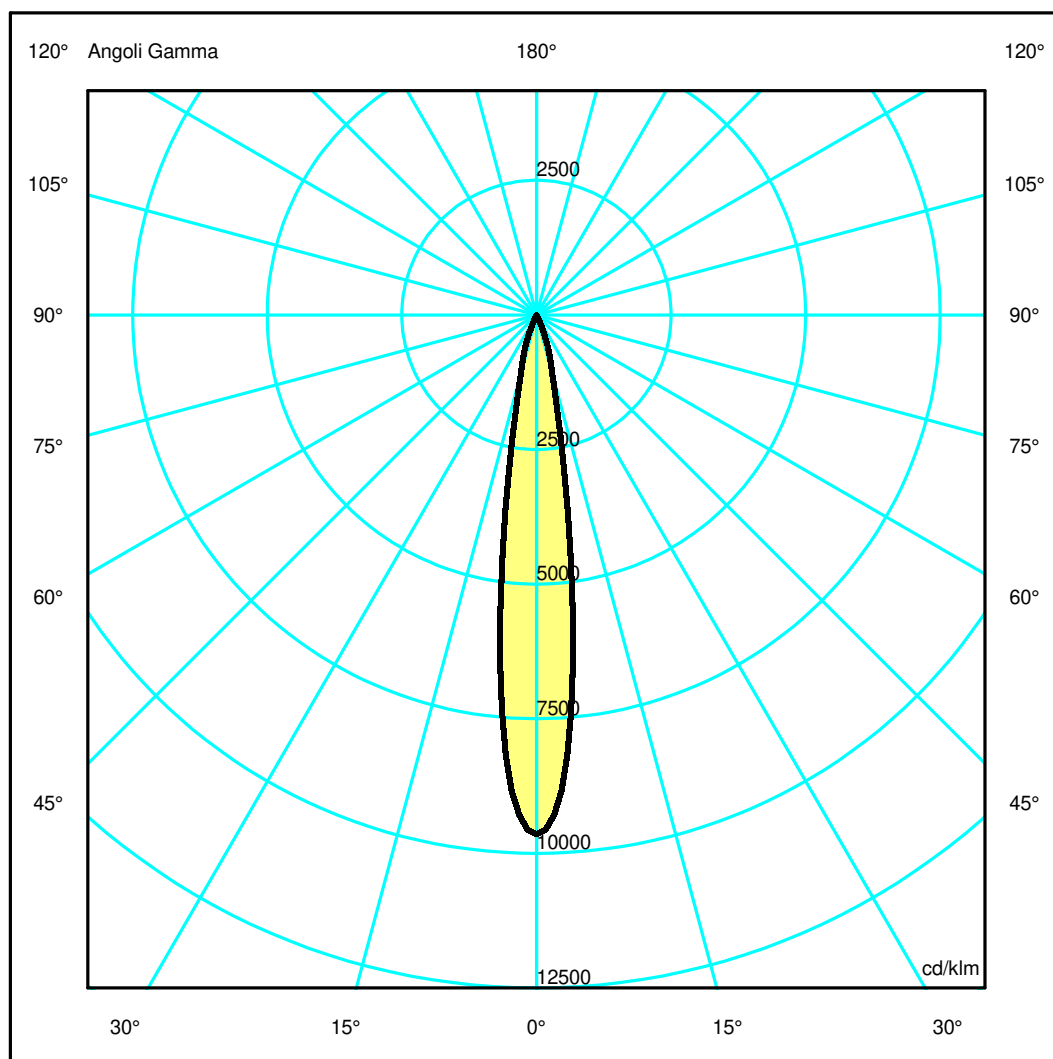
Semipiani C

180.0 ——— 0.0

ULOR 0.00 %

DLOR100.00 %

RN 0.00 %



Luminaire

Code AP11120+AP91400
 Name VECTOR 55 MAGNET 927 SP DALI BR.BRONZE + ANTI-DAZZLE LOUVRE

Measurem.

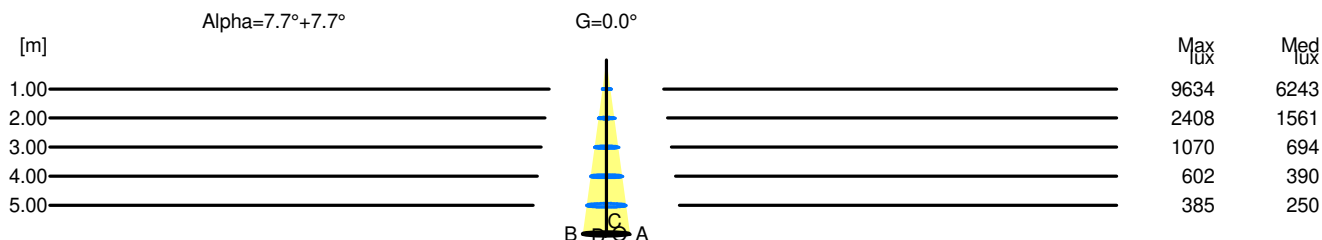
Code FTS2001444-B
 Name VECTOR 55 MAGNET 927 SP DALI BR.BRONZE + ANTI-DAZZLE LOUVRE

Luminaire Flux	999 lm	Luminaire Power	19.0 W	Efficacy	52.579 lm/W	Efficiency	100.00%
Source Flux	999 lm	Maximum value	9643.54 cd/klm	Position	C=0.00 G=0.00	CG	Rotosymmetrical
Round Luminaire		Diam.	55 mm	Height	130 mm		
Round Luminous Area		Diam.	48 mm	Height	0 mm		
Horizontal Luminous Area		0.001810 m2		Emitting area on Plane 180°		0.000000 m2	
Emitting area on Plane 0°		0.000000 m2		Emitting area on Plane 270°		0.000000 m2	
Emitting area on Plane 90°		0.000000 m2		Glare area at 76°		0.000438 m2	
Coordinate system		CG		Symmetry Type		Rotosymmetrical	
Date		29-02-2024		Maximum Gamma Angle		180	
Measurement Distance		0.00		Measurement Flux		999 lm	
LED Flux=2359lm LED Power=17W Eff=42% EfcLed=136lm/W EfcLum=53lm/W CCT=2700K Ra=90 R9=50 SDCM=3 L70(9k)=50000h							
C.I.E.	100	100	100	100	100	D DIN 5040	A60
F UTE	--					B NBN	BZ 1

Width at 50.00 % of Max Intensity

H[m]	1.00	2.00	3.00	4.00	5.00	H[m]	1.00	2.00	3.00	4.00	5.00
OA	0.14	0.27	0.41	0.54	0.68	OC	0.14	0.27	0.41	0.54	0.68
OB	0.14	0.27	0.41	0.54	0.68	OD	0.14	0.27	0.41	0.54	0.68

	Luminous Intensities [cd/klm]									
	0	5	15	25	35	45	55	65	75	85
OA	9633.90	7386.84	1131.96	141.99	13.83	3.95	1.40	0.45	0.36	0.27
OB	9633.90	7386.84	1131.96	141.99	13.83	3.95	1.40	0.45	0.36	0.27
OC	9633.90	7386.84	1131.96	141.99	13.83	3.95	1.40	0.45	0.36	0.27
OD	9633.90	7386.84	1131.96	141.99	13.83	3.95	1.40	0.45	0.36	0.27



H[m]	D[m]	Max lux	Med lux	Alpha=7.7°+7.7°	G=0.0
1.00	0.27	9634	6243		
2.00	0.54	2408	1561		
3.00	0.82	1070	694		
4.00	1.09	602	390		
5.00	1.36	385	250		