

Luminaire

Code AP25201+AP90300
Name VECTOR 40 MAGNET SUSP 940 FL WHT + SOFT FILTER

Measurement

Code FTS1800497
Name VECTOR 40 MAGNET SUSP 940 FL WHT + SOFT FILTER

Luminaire Flux	429 lm	Luminaire Power	9.0 W	Efficacy	47.688 lm/W	Efficiency	100.00%
Source Flux	429 lm	Maximum value	3823.34 cd/klm	Position	C=0.00 G=0.00	CG	Rotosymmetrical
Round Luminaire		Diam.	40 mm	Height	103 mm		
Round Luminous Area		Diam.	27 mm	Height	0 mm		
Horizontal Luminous Area			0.000573 m2	Emitting area on Plane 180°			0.000000 m2
Emitting area on Plane 0°			0.000000 m2	Emitting area on Plane 270°			0.000000 m2
Emitting area on Plane 90°			0.000000 m2	Glare area at 76°			0.000139 m2
Coordinate system		CG		Symmetry Type		Rotosymmetrical	
Date		23-09-2021		Maximum Gamma Angle		180	
Measurement Distance		0.00		Measurement Flux		429 lm	

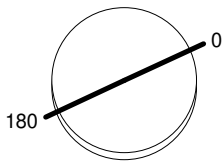
LED Flux=907lm LED Power=8W Eff=47% EfcLed=113lm/W EfcLum=48lm/W CCT=4000K Ra=90 SDCM=2 L70(6K)=50000h

C.I.E. 97 99 100 100 100
F UTE --

D DIN 5040
B NBN

A60
BZ 1

Diam=40mm



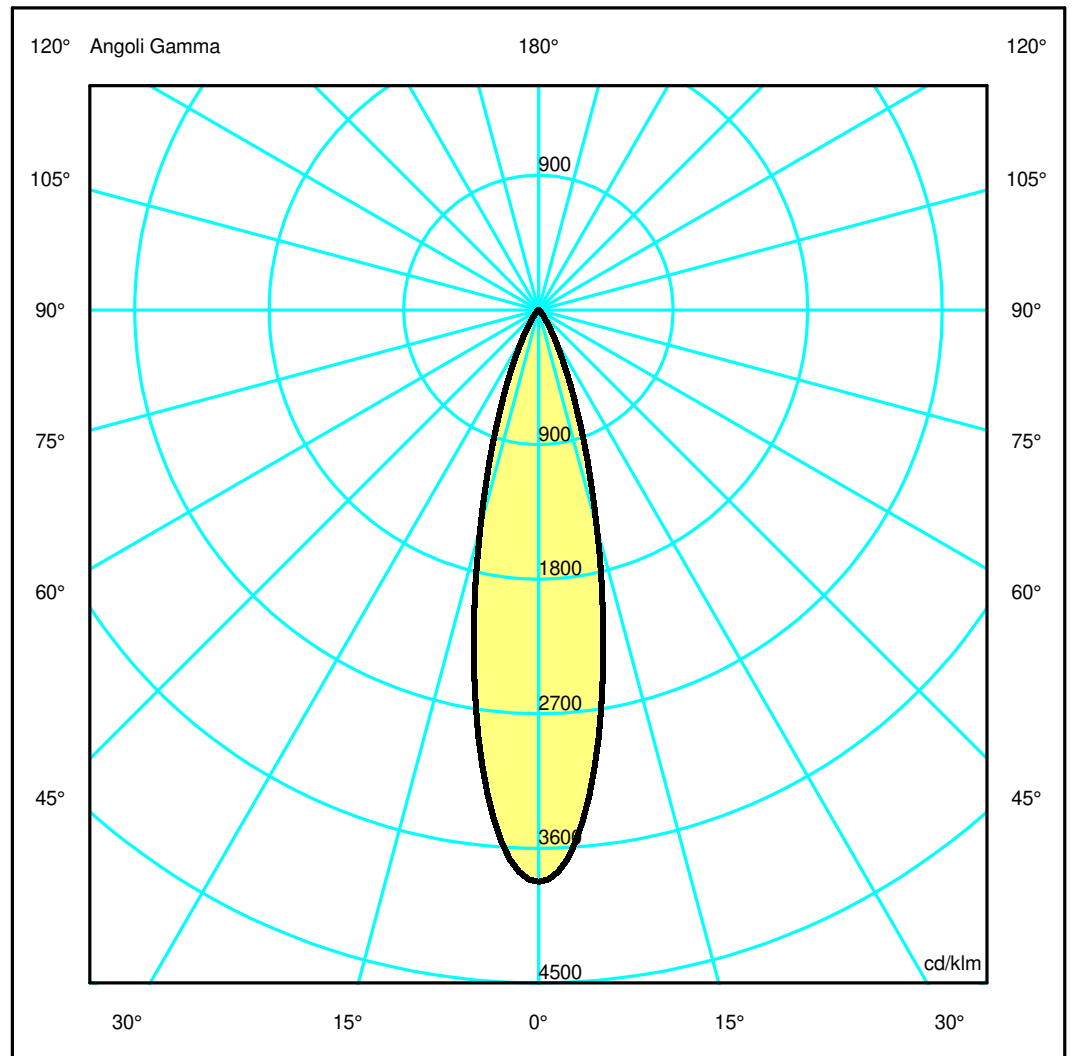
Semipiani C

180.0 ——— 0.0

ULOR 0.00 %

DLOR 100.00 %

RN 0.00 %



Luminaire

Code AP25201+AP90300
Name VECTOR 40 MAGNET SUSP 940 FL WHT + SOFT FILTER

Measurerm.

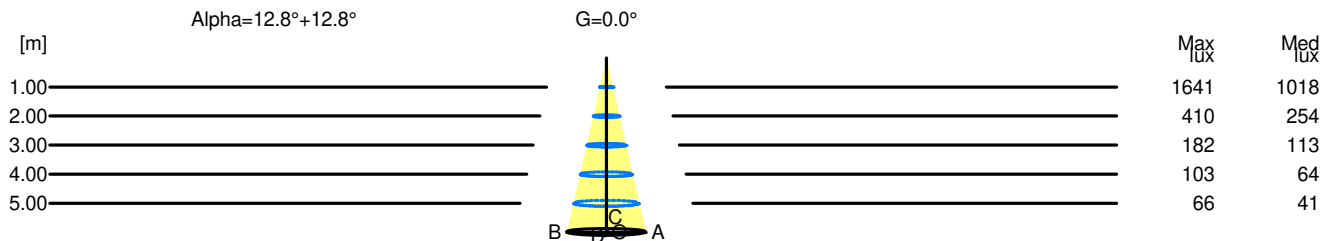
Code FTS1800497
Name VECTOR 40 MAGNET SUSP 940 FL WHT + SOFT FILTER

Luminaire Flux	429 lm	Luminaire Power	9.0 W	Efficacy	47.688 lm/W	Efficiency	100.00%
Source Flux	429 lm	Maximum value	3823.34 cd/klm	Position	C=0.00 G=0.00	CG	Rotosymmetrical
Round Luminaire		Diam.	40 mm	Height	103 mm		
Round Luminous Area		Diam.	27 mm	Height	0 mm		
Horizontal Luminous Area		0.000573 m2		Emitting area on Plane 180°		0.000000 m2	
Emitting area on Plane 0°		0.000000 m2		Emitting area on Plane 270°		0.000000 m2	
Emitting area on Plane 90°		0.000000 m2		Glare area at 76°		0.000139 m2	
Coordinate system		CG		Symmetry Type		Rotosymmetrical	
Date		23-09-2021		Maximum Gamma Angle		180	
Measurement Distance		0.00		Measurement Flux		429 lm	
LED Flux=907lm LED Power=8W Eff=47% EfcLed=113lm/W EfcLum=48lm/W CCT=4000K Ra=90 SDCM=2 L70(6K)=50000h							
C.I.E.	97 99 100 100 100			D DIN 5040	A60		
F UTE	--			B NBN	BZ 1		

Width at 50.00 % of Max Intensity

H[m]	1.00	2.00	3.00	4.00	5.00	H[m]	1.00	2.00	3.00	4.00	5.00
OA	0.23	0.45	0.68	0.91	1.14	OC	0.23	0.45	0.68	0.91	1.14
OB	0.23	0.45	0.68	0.91	1.14	OD	0.23	0.45	0.68	0.91	1.14

	Luminous Intensities [cd/klm]									
	0	5	15	25	35	45	55	65	75	85
OA	1640.94	1469.30	647.25	175.89	38.82	9.14	3.02	1.67	0.84	0.22
OB	1640.94	1469.30	647.25	175.89	38.82	9.14	3.02	1.67	0.84	0.22
OC	1640.94	1469.30	647.25	175.89	38.82	9.14	3.02	1.67	0.84	0.22
OD	1640.94	1469.30	647.25	175.89	38.82	9.14	3.02	1.67	0.84	0.22



H[m]	D[m]	Max lux	Med lux	Alpha=12.8°+12.8°	G=0.0
1.00	0.45	1641	1018		
2.00	0.91	410	254		
3.00	1.36	182	113		
4.00	1.82	103	64		
5.00	2.27	66	41		